

# *Town of Lyons*

*Lyons, Colorado*

## *2020 Annual Budget*



## **2020 Budget Message**

November 4, 2019

Pursuant to 29-1-103(e) C.R.S., as amended, the following budget message has been prepared and included as a part of the adopted 2020 budget for the Town of Lyons, Colorado.

### *Services Provided*

The Town of Lyons provides the customary municipal services to its residents and businesses. These services include: water, sanitation, storm water, and electric utilities; street maintenance; law enforcement; park facilities; recreational and cultural activities; public improvements; building inspections; business and occupation licensing; land use planning; municipal court services; and general administrative services. A major part of the 2020 Budget is continued flood recovery projects funded by outside sources.

### *Budgetary Basis*

The accounts of the Town are organized on the basis of funds and account groups, each of which is considered a separate accounting entity. The operations of each fund are accounted for with a separate set of self-balancing accounts that comprise its assets, liabilities, fund equity, revenues and expenditures or expenses, as appropriate.

Government resources are allocated to and accounted for in individual funds based upon the purposes for which they are to be spent and the means by which spending is controlled. The legal level of appropriation is the fund. Both governmental fund types and enterprise fund types budget utilizing the modified accrual basis of accounting which may be different than the financial reporting basis of accounting and include budgeting for capital outlay and current debt service principal and interest.

Revenue and expenditure projections for the various funds are based on historical trends, various economic and inflation forecasts, and known changes in operations, legislation, and rate changes.

### *Budget Highlights*

Flood Recovery - On September 12<sup>th</sup>, 2013, the Town of Lyons was devastated by a 500-year flood event that caused catastrophic damage resulting in a federally declared disaster. The current damage estimate to restore the town to pre-flood conditions currently exceeds \$70 million. The year 2019 continued to be focused on recovery from the flood with several major projects being completed: town public works operations and replacement buildings along with demolishing the temporary building, Apple Valley water line project in coordination with the City of Longmont, substantial completion of the ponds at Lyons Valley River Park, and multiple structures in the river for fishing and kayakers. Projects in process include: 2<sup>nd</sup> avenue bridge, Bohn Park phase II which includes ballfields and skatepark, eastern corridor utilities, along with paving and curb/gutter on the south side of town. The flood projects are anticipated to be completed in 2020 with just the 2<sup>nd</sup> avenue bridge going into 2021.

The relocation of individuals and families impacted by the flood was completed in 2019 utilizing grant funding.

After more than six years since the 2013 flood, the Town is continuing to rebuild at a pace dictated by federal approval and reimbursement processes. Cash flow continues to be a concern. The Town had previously received \$6.5 million advance from the State, but the slow reimbursement process caused the Town to request an additional \$3 million dollar advance. As a requirement for this additional advance, the State asked for a cash flow spread sheet from the Town. This process has resulted in the Town prioritizing flood recovery projects based upon anticipated advances along with reimbursements. The Town tripled its employee base in 2015 to manage the increased workload from grants, projects, and finance. The mission of the recovery is to rebuild in a resilient fashion within the budget and federal policy guidelines. All projects include the community's input and LRAP priorities and goals. As the flood recovery work winds down in 2020, the grant-funded staffing required to support those projects will be reduced.

Given the economic conditions the Town is currently experiencing, the budget for 2020 was prepared with a focus on controlling and reducing normal operating expenses wherever possible to help with cash flow.

Department Operating Budgets – the 2020 budget proposes a part-time planner for the planning and zoning department. Other departments will operate at mostly sustained levels with some increases in parks maintenance as warranty's expire and maintenance shifts to town staff. In 2020, the Town will also fill some unfilled positions that were budgeted in 2019, particularly in the public works and parks departments.

Capital Plan – the Town has separate plans for each area of infrastructure. At the end of 2019, the final piece, the streets and storm water assessment, will enable the Town to pursue a comprehensive plan to improve and maintain its infrastructure along with recommendations on financing.

Capital items planned for 2020 include: complete fencing at recycle center, dry storage building and phone system for new public works complex, Town Hall a/c/furnace, new GPS unit for utilities, SCADA upgrades, card reader for pipe water and aerators for ponds.

### Fund Summaries

General Fund revenues are projected to see a 6.93% growth over 2019. For 2020, the property tax mills were increased to 16.889 mills, giving taxpayers a temporary tax credit of 2.633 mills. Sales taxes are expected to see slower growth. A 5% increase in sales taxes is projected which is down from the 8% in 2019.

Building permits, plan check fees and use tax was high in 2019 due to the expected start of a new housing project consisting of 11 single family homes and 3 multi-family units. The start of the project was delayed into 2020. A more conservative approach was taken to only include the 11 single family units in the 2020 budget with the multi-family units expected in 2021. The utility funds will also see an increase from tap fees related to these new home starts.

Parks and Recreation revenues are projected to see an 11.78% increase over 2019. LaVern M Johnson park, since its completion from flood recovery, is being utilized by local citizens as well as out-of-town visitors. The full-service park which includes camping and recreational opportunities, continues to be almost fully occupied throughout the summer months. An increase in camping and parking fees to be more competitive with other area parks, in addition to a modest sales tax increase, accounts for most of the increase.

Electric Fund budgeted to purchase automatic meter reading devices in 2019 and have them installed in the same year to begin replacing outdated electric meters in the Town. The project was not completed in 2019 but was re-appropriated in 2020 for \$300,000.

Water/Sanitation Fund will see an increase in user fees for both water and sewer. The cost of purchasing water for the Town has increased; thereby the rates must increase to cover the expense. The rate increase for water will be \$1.00 per 1000 gallons. The wastewater treatment plant continues to have increased costs due to operational issues, additional staffing, and insufficient capacity. An increase for sewer will be \$4.00 per 1000 gallons of water.

Storm Water Fund was created in 2018. The fund has enabled the Town to start flushing storm drains; this service will continue each year in a different part of town. Review of the street/storm drain assessment will help to develop a plan for improvements and maintenance of the Town's storm water infrastructure.

Conservation Trust Fund has been accumulating funds for parks projects at approximately \$20,000 per year. In 2020, \$49,500 will be used to fund board replacement on the Black Bear Hole bridge, construct a new baseball/softball storage unit, and purchase 2 golf carts for maintenance and transportation.

Grants Fund was created following the 2013 flood and is used to manage the flood expenses. While most of the expenditures are for capital projects (92.84%), there is some staffing expenses as well.

### Conclusion

The Town enters 2020 with some challenges related to continued flood recovery efforts and wastewater treatment plant inefficiencies, however, steps are being taken to solidify revenue gains to offset the increased expenses. Fund balances, on a modified accrual basis, are healthy and sales tax revenues are expected to grow at moderate levels. The creation of the comprehensive plan to maintain and improve infrastructure will help the Town establish priorities and revenue sources sufficient to support services to the Town's citizens.

The Town staff recognizes the need to utilize available resources in an efficient and effective manner and consistent with the goals, policies and plans of the Town. Suggestions to improve services are always welcome.

This budget message and the attached documents are respectfully submitted for final adoption on November 4, 2019.

Jill Johnson, CPA, CPFO  
Finance Director  
Town of Lyons

# Town of Lyons

## 2020 Annual Budget

### Table of Contents

I.	Budget Summary .....	1
II.	Fund Balance Analysis .....	3
III.	Capital Outlay Requests.....	5
IV.	Community Support.....	
	a. Revenue and Expense .....	8
	b. Charts .....	9
V.	Budget Detail	
	a. General Fund.....	11
	b. Electric Fund.....	20
	c. Water Department.....	23
	d. Sanitation Department .....	26
	e. Storm Water Fund.....	29
	f. Conservation Trust Fund.....	30
	g. Parks and Recreation Fund .....	31
	h. Grants .....	35

2020 ANNUAL BUDGET  
BUDGET SUMMARY

Town of Lyons  
2020 Budget Summary  
As of October 29, 2019

	REVENUES										EXPENDITURES/EXPENSES							% +/- Over 2019 Original Budget	Change in Fund Balance/Net Position	2019 Actual Expenditures YTD 08/31/18	2019 Current Budget Total Expenditures	2019 Original Budget Total Expenditures	2018 Actual Total Expenditures		
	2020 Budget Total Revenues										2020 Budget Total Expenditures														
	Taxes	Licenses & Permits	Intergovernmental	Private Grants & Contributions	Charges for Services	Fines	Other Revenue	One-Time Revenues	Transfer In		Personnel	Supplies	Services	Transfers Out	Capital Outlay	Debt Service									
01-General Fund	1,922,869	47,075	21,500	9,000	125,400	105,000	53,000	107,982	285,795	2,677,621															
Allocated												55,020	477,403				532,423	24%		310,878	430,366	430,366	469,944		
Administration											275,625	14,625	135,391	10,011			435,652	18%		251,557	367,682	367,682	916,027		
Legislative											20,669	2,500	17,226				40,395	33%		13,149	30,459	30,459	27,204		
Judicial											18,112	2,000	20,400				40,512	-6%		24,424	42,897	42,897	31,876		
Planning & Zoning											165,714	6,292	137,827				309,833	37%		145,678	225,556	225,556	201,536		
Health Welfare & Community											58,614	-	126,400				185,014	-13%		180,382	213,365	213,365	136,920		
Economic Development											41,932	9,000	89,500				140,432	1%		86,526	139,177	139,177	103,416		
Building Inspection											21,076	300	43,672				65,048	-53%		14,810	139,230	139,230	43,150		
Police												500	449,450				449,950	2%		278,605	438,990	438,990	431,454		
Streets											234,989	68,750	78,750				382,489	-3%		164,370	396,223	396,223	299,030		
Visitors Center											4,044	600	3,200				7,844	-18%		8,536	9,588	9,588	22,671		
Capital															43,827		43,827	-77%		121,986	186,500	186,500	34,713		
General Fund Totals	1,922,869	47,075	21,500	9,000	125,400	105,000	53,000	107,982	285,795	2,677,621	840,775	159,587	1,579,219	10,011	43,827	-	2,633,419		44,202	1,600,902	2,620,032	2,620,032	2,717,942		
02-Electric					1,567,350		94,500	63,000		1,724,850															
Allocated														53,294			53,294	22%		21,209	43,718	43,718	93,538		
Administration											139,842	1,000	5,500				146,342	-5%		101,651	153,857	153,857	143,059		
Maintenance											57,807	316,000	1,080,300				1,454,107	23%		666,217	1,180,995	1,180,995	1,149,736		
Capital															213,542		213,542	-15%		-	250,000	250,000	-		
Debt																131,501	131,501	-13%		542,751	150,590	150,590	42,514		
Electric Fund Totals	-	-	-	-	1,567,350	-	94,500	63,000	-	1,724,850	197,649	317,000	1,085,800	53,294	213,542	131,501	1,998,786		(273,936)	1,331,828	1,779,160	1,779,160	1,428,847		
03-Water/Sanitation																									
Water					1,001,000		35,500	230,765		1,267,265															
Allocated														52,827			52,827	32%		19,421	40,041	40,041	80,953		
Administration											152,965	500	3,400				156,865	-7%		102,653	168,467	168,467	172,138		
Treatment													443,398				443,398	113%		102,405	208,450	208,450	184,105		
Distribution											43,394	36,000	90,300				169,694	10%		64,227	154,609	154,609	194,747		
Capital															62,084		62,084	-68%		6,000	195,999	195,999	-		
Debt																308,997	308,997	0%		462,780	310,281	310,281	72,179		
Sanitation					852,000		40,000	144,500		1,036,500															
Allocated														53,657			53,657	6%		23,184	50,738	50,738	45,885		
Administration											146,179		57,000				203,179	17%		100,240	173,680	173,680	216,248		
Treatment												53,500	203,500				257,000	-34%		269,756	388,350	388,350	357,936		
Collection & Transmission											53,446	26,850	33,000				113,296	0%		45,031	112,960	112,960	121,920		
Capital																	-	-100%		17,410	365,000	365,000	-		
Debt																300,446	300,446	0%		302,722	300,445	300,445	55,739		
Water/Sanitation Fund Totals	-	-	-	-	1,853,000	-	75,500	375,265	-	2,303,765	395,984	116,850	830,598	106,484	62,084	609,443	2,121,443		182,322	1,515,830	2,469,020	2,469,020	1,501,851		
06-Stormwater				120,000			2,000			122,000															
Allocated														6,117			6,117	100%		-	-	-	-		
Administration											13,598		500				14,098	9%		7,632	12,988	12,988	247		
Maintenance											9,683	250	61,450				71,383	-30%		12,802	102,027	102,027	7,607		
Capital															25,541		25,541	630%		3,500	3,500	3,500	-		
Storm Water Fund Totals	-	-	-	120,000	-	-	2,000	-	-	122,000	23,281	250	61,950	6,117	25,541	-	117,139		4,861	23,934	118,515	118,515	7,854		
07-Conservation Trust			20,000				3,000			23,000															
Administration														49,500			49,500	230%		30,570	15,000	15,000	-		
Conservation Trust Fund Totals	-	-	20,000																						

2020 ANNUAL BUDGET  
FUND BALANCE ANALYSIS



**Town of Lyons**  
**Analysis of Fund Activity and Balances**  
**As of October 29, 2019**

	Unassigned Fund Balance 12/31/16	Unassigned Fund Balance 12/31/17	Unassigned Fund Balance 12/31/18	2019 Budget		EOY est adj - midyear net adjustments	Restricted fund balance for Flood	Projected Fund Balance 12/31/19	2020 Budget		Restricted fund balance for Flood	Projected Fund Balance 12/31/2020	Change in Fund Balance 2020	Reserves  3 months of Expenditures
				Revenue	Expense				Revenue	Expense				
Governmental Funds														
1 General Fund	600,867	1,188,301	1,087,089	2,504,013	2,620,032	(45,580)	(200,000)	725,490	2,677,621	2,633,419	(100,000)	669,692	(55,798)	658,355
7 Conservation Trust	156,343	177,491	200,928	22,000	15,000	(12,570)		195,358	23,000	49,500		168,858	(26,500)	12,375
8 Parks/Recreation	634,489	771,129	881,685	891,705	954,658	16,652		835,384	996,696	999,807	(100,000)	732,273	(103,111)	249,952
19,21,22 Grants	6,615,241	5,601,295	5,853,639	15,505,000	15,505,000			5,853,639	5,796,677	5,796,677		5,853,639	-	1,449,169
	Unrestricted Net Position 12/31/16	Unrestricted Net Position 12/31/17	Unrestricted Net Position 12/31/18	2019 Budget				Projected Unrestricted Net Position 12/31/19	2020 Budget			Projected Unrestricted Net Position 12/31/2020	Change in Net Position 2020	
				Revenue	Expense				Revenue	Expense				
Enterprise Funds														
2 Electric	269,817	494,949	578,859	1,805,655	1,779,160	211,350		816,704	1,724,850	1,998,786		542,768	(273,936)	499,697
3 Water/Sanitation	2,527,217	2,211,984	1,970,609	1,743,284	2,469,020	438,430		1,683,303	2,303,765	2,121,443		1,865,625	182,322	530,361
6 Storm Water	-	-	91,208	118,750	118,515	957		92,400	122,000	117,139		97,261	4,861	29,285
Total Town Budget	10,803,974	10,445,149	10,664,017	22,590,407	23,461,385	609,239		10,202,278	13,644,609	13,716,771		9,930,116	(272,162)	

2020 ANNUAL BUDGET  
CAPITAL OUTLAY REQUESTS

**TOWN OF LYONS**  
**2020 Budget - Capital Outlay Requests**  
**As of October 29, 2019**

				Funded in Budget/Source					
Fund	Department	Description	Critical Necessary Desired	Cost	General Revenues	CTF	Grant Funded	Enterprise Funds	Not Funded
01	66	Town Hall - AC/Furnace	C	10,000.00	10,000.00				
		Public Works Building Phone System (1/6)	N	1,667.00	1,667.00				
		Complete fencing at the Recycle Center	N	24,660.00	24,660.00				
		Safe Routes to School Grant Match	N	142,000.00					142,000.00
		Dry storage for public works yard	N	7,500.00	7,500.00				
		Depot irrigation and landscaping	D	50,000.00					50,000.00
		Vehicle - replacement	D	16,000.00					16,000.00
		Utility plow truck	D	75,000.00					75,000.00
				326,827.00	43,827.00	-	-	-	283,000.00

2020 ANNUAL BUDGET  
COMMUNITY SUPPORT

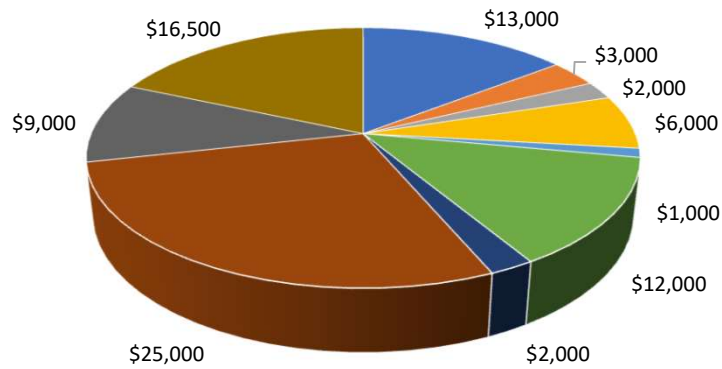


**Town of Lyons**  
**Community Support**  
**2020 Budget**  
**As of October 29, 2019**

General Fund Programs	2020 Budget		2019 Budget		2018 Actual	
	<u>Revenue</u>	<u>Expense</u>	<u>Revenue</u>	<u>Expense</u>	<u>Revenue</u>	<u>Expense</u>
Goodwill Grants		13,000		13,000		12,500
Cultural Concert Series		3,000		3,000		-
Seniors		2,000		1,200		1,800
Spring/Fall Curbside Pickup		6,000		3,500		-
Spring Clean Up	5,500	6,500	6,500	8,000	5,528	8,600
RTD Bus Transportation	12,000	24,000	10,000	20,000	10,000	20,000
Zero Waste		2,000		2,500		500
Main Street Beautification		25,000		24,000		24,000
Public Art		9,000		15,000		-
Lyons Redstone Museum		16,500		16,533		13,750
	17,500	107,000	16,500	106,733	15,528	81,150

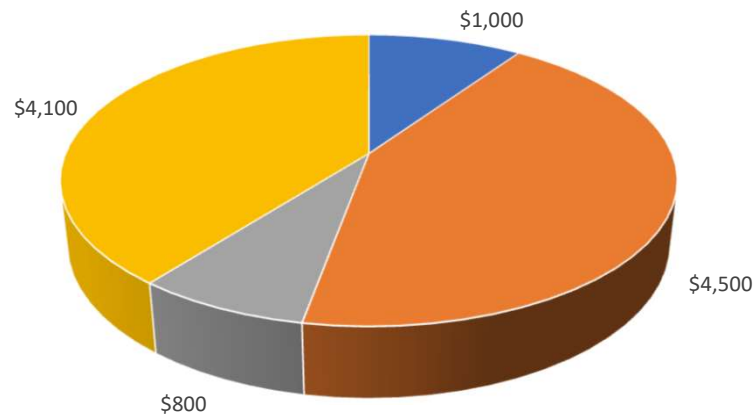
Parks Programs	2020 Budget		2019 Budget		2018 Actual	
	<u>Revenue</u>	<u>Expense</u>	<u>Revenue</u>	<u>Expense</u>	<u>Revenue</u>	<u>Expense</u>
Good Old Days	2,000	3,000	3,000	6,000	2,895	8,000
Parade of Lights	4,000	8,500	6,000	7,500	1,285	7,500
Lyons 5K River Run	3,000	3,000	4,000	3,000	3,639	5,000
Lyons Outdoor Games	75,000	75,000	75,000	75,000	71,207	85,000
Special Event Development	-	5,000	250	-	210	-
Spooktacular	1,500	2,300	-	-	-	-
Recreation Programming	8,400	12,500	8,400	12,500	7,127	12,200
	93,900	109,300	96,650	104,000	86,363	117,700

**Town of Lyons**  
**General Fund Community Support**  
**2020 Expenditure Budget - \$107,000**



- Goodwill Grants
- Cultural Concert Series
- Seniors
- Spring/Fall Curbside Pickup
- Spring Clean Up
- RTD Bus Transportation
- Zero Waste
- Main Street Beautification
- Public Art
- Lyons Redstone Museum

**Town of Lyons**  
**Parks Fund Community Support**  
**2020 Expenditure Budget - \$109,300**



- Good Old Days
- Parade of Lights
- Spooktacular
- Recreation Programming

2020 ANNUAL BUDGET  
BUDGET DETAIL

		2017-17	2018-18	2019-19	2019-19	2019-19	2020-20
Account Number	Account Title	2017 ACTUAL	2018 ACTUAL	2019 ACTUAL THROUGH 8/31/19	2019 BUDGET	2019 YEAR END PROJECTION	2020 BUDGET
GENERAL FUND							
TAXES							
01-10-3000	PROPERTY TAXES REVENUE	508,085.44	537,015.27	538,231.81	551,000.00	551,000.00	720,341.00
Budget notes: ~2020 Voter approved Mill Levy 19.522 mills would produce \$832,642 in property tax revenues based on current valuation of \$42,651,476. Colorado Statute restricts revenue to 5.5% of prior year which would reduce property tax revenues to \$720,341. Current mills to produce this income is 16.889 mills. This would give taxpayers a tax credit of 2.633 mills in 2020.							
01-10-3001	SPECIFIC OWNERSHIP TAX	28,901.57	28,937.03	19,190.03	24,000.00	24,000.00	29,000.00
Budget notes: ~2020 Specific Ownership tax has been very steady for several years. Current strong economy and low interest rates will continue to encourage consumers to replace aging vehicles with newer vehicles.							
01-10-3002	SALES TAX REV - 2.5%	865,837.81	890,278.64	527,437.19	828,570.00	828,570.00	870,028.00
Budget notes: ~2020 Economic forecast developed by the Co Legislative Council predicts a 5.2 to 5.4% increase in sales taxes for 2020. The budget for sales taxes shows a modest 5% increase from the 2019 budget to reflect this estimate. Economic indicators show a potential slowing of the economy which could impact sales taxes estimates in 2020.							
01-10-3004	USE TAX REV - 2%	150,012.16	157,477.17	89,157.05	150,000.00	150,000.00	185,150.00
Budget notes: ~2020 2019 Correct allocation of budgeted use tax would be \$71,666. Use taxes are collected on motor vehicles and building materials. The economy typically drives these origins of use tax so the same 5% used to estimate sales taxes, is used to estimate use taxes Added \$34,650 for Summit 11 homes.							
01-10-3006	FRANCHISE TAX REVENUE	21,277.24	22,686.60	18,324.21	20,000.00	20,000.00	22,000.00
01-10-3007	HIGHWAY USERS TAX REVENUE	65,004.85	79,118.62	53,812.31	132,000.00	73,332.00	77,850.00
Budget notes: ~2020 Adjusted per CML estimates							
01-10-3008	CIGARETTE TAX REVENUE	2,739.06	2,854.98	1,653.86	2,500.00	2,500.00	2,500.00
01-10-3009	LODGING FEE	.00	.00	8,275.00	23,322.00	19,000.00	16,000.00
Total TAXES:		1,641,858.13	1,718,368.31	1,256,081.46	1,731,392.00	1,668,402.00	1,922,869.00
FEES, LICENSES & PERMITS							
01-11-3100	BUSINESS LICENSES	14,405.00	13,116.12	19,321.63	15,000.00	20,000.00	20,000.00
01-11-3101	NON-BUSINESS LICENSES	1,425.00	1,252.50	1,535.00	1,400.00	1,650.00	1,600.00
01-11-3102	LIQUOR LICENSES	1,797.50	6,096.25	4,471.25	5,000.00	5,000.00	5,000.00
01-11-3103	BUILDING PERMITS REVENUE	47,866.98	43,918.79	20,197.18	120,680.00	34,580.00	71,050.00
Budget notes: ~2020 Summit 11 homes @ \$2,368.14 (\$26050 rounded)							
01-11-3104	PLANNING FEES REVENUE	20,940.24	21,352.32	21,150.24	74,505.00	22,845.00	36,932.00
Budget notes: ~2020 Summit 11 homes 65% of building permit = \$16,932							
01-11-3105	LAND USE FEES REVENUE	.00	.00	2,500.00	.00	2,500.00	.00
01-11-3106	MMJ LICENSES	6,000.00	11,000.00	4,000.00	4,000.00	6,000.00	4,000.00
01-11-3107	RMJ LICENSES	9,000.00	9,420.40	8,000.00	12,000.00	9,000.00	12,000.00
01-11-3108	FLOOD PLAIN DEVELOPMENT FEES	.00	600.00	1,000.00	500.00	1,000.00	1,000.00
01-11-3110	Waste Hauling Annual License	240.00	350.00	100.00	350.00	350.00	350.00
01-11-3112	RMJ Lyons Application Fee	.00	2,000.00	.00	.00	3,000.00	.00
01-11-3113	Liquor Application Fee	.00	850.00	100.00	.00	100.00	.00
01-11-3114	MMJ Lyons Application Fees	.00	2,000.00	.00	.00	2,000.00	.00
01-11-3120	STR APPLICATION	.00	875.00	825.00	1,250.00	1,250.00	1,125.00
01-11-3121	STR LICENSE	.00	800.00	1,500.00	2,500.00	2,500.00	2,000.00
Total FEES, LICENSES & PERMITS:		101,674.72	113,631.38	84,700.30	237,185.00	111,775.00	155,057.00
INTERGOVERNMENTAL							
01-12-3204	COUNTY ROAD & BRIDGE REVENUE	11,172.91	12,020.50	7,110.03	11,500.00	11,500.00	11,500.00
01-12-3206	STATE INTERGOVERNMENTAL REVE	.00	.00	.00	.00	.00	10,000.00
Budget notes: ~2020 State Matching grant for \$10K							



Account Number	Account Title	2017-17 2017 ACTUAL	2018-18 2018 ACTUAL	2019-19 2019 ACTUAL THROUGH 8/31/19	2019-19 2019 BUDGET	2019-19 2019 YEAR END PROJECTION	2020-20 2020 BUDGET
01-12-3207	LOCAL INTERGOVERNMENTAL REVE	.00	.00	16,281.80	.00	16,282.00	.00
	Total INTERGOVERNMENTAL:	11,172.91	12,020.50	23,391.83	11,500.00	27,782.00	21,500.00
<b>FINES &amp; FORFEITS</b>							
01-13-3300	MUNICIPAL COURT FINES REVENUE	109,695.37	104,001.00	65,576.00	110,000.00	110,000.00	105,000.00
01-13-3375	ADMINISTRATIVE CITATION FINE	.00	.00	175.00	.00	175.00	.00
	Total FINES & FORFEITS:	109,695.37	104,001.00	65,751.00	110,000.00	110,175.00	105,000.00
<b>MISCELLANEOUS INCOME</b>							
01-14-3400	OTHER INCOME	7,053.37	11,377.32	6,700.18	8,000.00	8,000.00	8,000.00
01-14-3401	INTEREST INCOME	17,787.71	43,989.37	39,093.13	25,000.00	45,000.00	45,000.00
01-14-3402	COBRA REIMBURSEMENTS	1,498.52	.00	9,933.73	20,000.00	9,934.00	.00
Budget notes:							
~2020 COBRA is not revenue - put in liability account to pay out to Health Insurance provider							
01-14-3410	VEHICLE CHARGE STATION REVENUE	83.65	52.64	793.80	100.00	900.00	900.00
01-14-3415	ECO PASS	9,025.00	10,645.00	7,860.00	10,000.00	9,000.00	12,000.00
Budget notes:							
~2020 Per Board direction, increase revenue to be 50% of cost. Cost for 2020 is \$24,000 so 1/2 would be \$12,000. Board directed staff to increase cost but provide a sliding scale for lower income individuals/families.							
01-14-3416	GIFTS & DONATIONS	200.00	.00	4,560.00	.00	4,600.00	.00
01-14-3417	LOCAL GRANTS	.00	.00	.00	.00	.00	9,000.00
Budget notes:							
~2020 LCF grants - 5K for concert series and 4K for Parade of Lights							
01-14-3428	PROPERTY SALES	.00	31.15	.00	.00	.00	.00
01-14-3429	LAND LEASE REVENUE	111,598.00	111,098.00	76,132.00	110,000.00	110,000.00	107,000.00
Budget notes:							
~2020 Reduce due to 1 lease terminated							
01-14-3501	TRANSFER IN FROM ELECTRIC FUND	92,344.00	92,344.00	21,209.00	42,418.00	42,418.00	53,294.00
01-14-3502	TRANSFER IN FROM WATER FUND	80,953.00	80,953.00	19,420.50	38,841.00	38,841.00	52,827.00
01-14-3503	TRANSFER IN FROM SANITA FUND	41,900.00	41,900.00	23,184.00	46,368.00	46,368.00	53,657.00
01-14-3506	TRANSFER IN FROM STORMWATER	.00	.00	.00	.00	.00	6,117.00
01-14-3508	TRSF IN FROM PARKS/RECR FUND	26,849.00	26,849.00	53,354.50	106,709.00	106,709.00	119,600.00
01-14-3523	TRANSFER IN FROM LURA	.00	.00	.00	.00	.00	300.00
01-14-3775	SPRING CLEAN UP DAYS REVENUE	4,986.50	5,527.57	4,500.00	6,500.00	4,500.00	5,500.00
	Total MISCELLANEOUS INCOME:	394,278.75	424,767.05	266,740.84	413,936.00	426,270.00	473,195.00
<b>OTHER FINANCING SOURCES</b>							
01-30-3444	BOULDER COUNTY TRANS FUNDS	.00	.00	540.00	.00	540.00	.00
	Total OTHER FINANCING SOURCES:	.00	.00	540.00	.00	540.00	.00
<b>REVENUE - PRIOR YEAR</b>							
01-39-3999	Revenue from Prior Year Adjust	7,823.35	.00	56,534.69	.00	58,000.00	.00
	Total REVENUE - PRIOR YEAR:	7,823.35	.00	56,534.69	.00	58,000.00	.00
<b>ALLOCATED EXPENDITURES</b>							
01-44-4006	OUTSIDE PROF SERVICE FEES	.00	189.30	.00	.00	.00	107,500.00
Budget notes:							
~2020 remove 01-44-4032 \$100,000 and 01-44-4033 \$7,500 and put in 01-44-4006 for \$107,500							
01-44-4008	OFFICE OPERATIONS	20,190.32	24,708.77	9,279.35	19,200.00	19,200.00	20,400.00
Budget notes:							
~2020 New PW Building - \$1,200 for office supplies getting office set up							
01-44-4010	POSTAGE	3,192.33	5,630.95	3,991.85	4,800.00	4,800.00	4,800.00

Account Number	Account Title	2017-17 2017 ACTUAL	2018-18 2018 ACTUAL	2019-19 2019 ACTUAL THROUGH 8/31/19	2019-19 2019 BUDGET	2019-19 2019 YEAR END PROJECTION	2020-20 2020 BUDGET
01-44-4011	EQUIPMENT MAINTENANCE	37,387.03	40,529.11	22,976.48	36,000.00	36,000.00	16,750.00
Budget notes: ~2020 Moved Caselle support from 01-44-4011 to 01-44-4041							
01-44-4012	BUILDING MAINTENANCE	.00	.00	.00	.00	.00	22,650.00
Budget notes: ~2020 Moved Building Maintenance from each fund to allocated for new PW building \$9,500. Also moved \$13,150 from 01-50-4012 to allocated for town hall and depot maintenance.							
01-44-4014	DUES & SUBSCRIPTIONS	3,523.25	3,337.75	2,518.00	6,000.00	6,000.00	6,000.00
01-44-4015	SEMINARS/MEETINGS	2,767.91	2,979.90	676.78	1,600.00	1,600.00	1,600.00
01-44-4016	TRAVEL EXPENSES	31.65	426.60	79.80	800.00	800.00	800.00
01-44-4018	STAFF SERVICES	43.90	482.11	293.93	500.00	500.00	500.00
01-44-4020	UTILITIES	.00	.00	.00	.00	.00	18,650.00
Budget notes: ~2020 Moved Town hall and depot utilities to allocated 01-44-4020 \$14,900 and reduced 01-50-4017 \$2,500, 01-50-4020 \$1,400, 01-50-4021 \$11,000 Moved new public works building to allocated \$3,750.00							
01-44-4022	UNEMPL INS EXP	4,577.75	4,674.69	.00	.00	4,750.00	.00
Budget notes: ~2020 Payments should be made from the liability account, not an expense account; already expended through payroll- reduce to \$0							
01-44-4023	WORK COMP EXP	30,071.00	22,676.00	13,185.50	21,415.00	21,415.00	26,497.00
Budget notes: ~2020 Quote from CIRSA							
01-44-4025	EMPLOYEE INS - ER	570.00	1,140.00	.00	.00	1,140.00	.00
01-44-4029	VEHICLE MAINTENANCE EXP	63.00	.00	25.00	.00	25.00	19,500.00
Budget notes: ~2020 removed vehicle maintenance budgets from each fund and will allocate the expenses							
01-44-4032	ATTORNEYS FEES	93,020.29	104,979.36	62,238.13	66,000.00	100,000.00	.00
Budget notes: ~2020 remove 01-44-4032 \$100,000 and 01-44-4033 \$7,500 and put in 01-44-4006 for \$107,500							
01-44-4033	ENGINEERING FEES	24,529.26	6,643.75	1,035.00	7,500.00	7,500.00	.00
Budget notes: ~2020 remove 01-44-4032 \$100,000 and 01-44-4033 \$7,500 and put in 01-44-4006 for \$107,500							
01-44-4034	XPRESS MERCHANT FEES	11,133.76	9,288.12	6,688.96	10,000.00	10,000.00	10,000.00
01-44-4035	CIVICPLUS WEB FEES	3,700.00	4,390.95	4,610.50	4,500.00	8,000.00	5,000.00
01-44-4036	UNIFORMS	.00	.00	.00	.00	.00	7,770.00
Budget notes: ~2020 Uniforms allocated instead of in each fund							
01-44-4041	PC, SOFTWARE & PRINTERS	10,945.85	17,522.88	9,310.01	10,890.00	10,000.00	42,450.00
Budget notes: ~2020 Moved Caselle support from 01-44-4011 to 01-44-4041 New PW building: 4 workstations, \$2,250; 1 server \$3,400 Add Online Timekeeping \$2,750 and Accounts Receivable \$6,750 modules in Caselle							
01-44-4055	PC TECHNICIAN FEES	38,984.16	59,777.54	35,590.00	54,000.00	54,000.00	54,000.00
01-44-4057	TELEPHONE EXP	1,947.96	4,793.30	674.22	6,000.00	3,000.00	6,000.00
01-44-4102	AUDITING FEES	119,999.05	74,523.77	77,310.84	105,000.00	80,000.00	75,000.00
Budget notes: ~2020 Bring year end work in house - remove audit prep							
01-44-4800	GENERAL INSURANCE	72,276.75	75,158.87	59,602.74	71,161.00	71,161.00	81,556.00
Budget notes: ~2020 Quote from CIRSA plus \$4500 for excess crime, bonds, event insurance							
01-44-4820	LMC CODIFICATION EXP	791.00	5,938.93	791.00	5,000.00	5,000.00	5,000.00
01-44-5010	CASH OVER/SHORT	.00	20.10	.00	.00	.00	.00
01-44-5025	WebSite Hosting & Maintenance	.00	171.93	.00	.00	.00	.00
Total ALLOCATED EXPENDITURES:		479,746.22	469,944.48	310,878.09	430,366.00	444,891.00	532,423.00
<b>ADMINISTRATION</b>							
01-50-4000	FULLTIME SALARIES (ADMIN)	138,152.63	180,640.39	140,700.94	210,408.00	210,408.00	215,420.00

Account Number	Account Title	2017-17 2017 ACTUAL	2018-18 2018 ACTUAL	2019-19 2019 ACTUAL THROUGH 8/31/19	2019-19 2019 BUDGET	2019-19 2019 YEAR END PROJECTION	2020-20 2020 BUDGET
01-50-4001	PARTTIME SALARIES	5,405.17	495.22	.00	.00	.00	.00
01-50-4002	NONREIMBURSEABLE FLOOD EXPEN	.00	9,233.80	4,485.77	.00	4,486.00	85,000.00
Budget notes:							
~2020 LOMR of Floodway required by FEMA but not paid for by FEMA - \$100,000. Funded \$85,000 balance to be funded in 2021							
01-50-4006	OUTSIDE PROF SERVICE FEES	10,193.12	8,312.56	216.40	8,250.00	2,000.00	13,250.00
Budget notes:							
~2020 Move \$5,000 from 01-50-4032 to 01-50-4006 outside professional services							
01-50-4008	OFFICE OPERATIONS	6,886.90	5,473.31	4,294.26	5,000.00	5,000.00	5,000.00
01-50-4010	POSTAGE	71.25	.00	10.40	100.00	100.00	100.00
01-50-4012	BLDG MAINT & GROUNDS	2,206.85	12,952.81	10,328.11	13,150.00	13,150.00	.00
01-50-4014	DUES & SUBSCRIPTIONS	560.00	1,804.00	4,803.34	1,694.00	5,000.00	5,000.00
Budget notes:							
~2020 Colorado Clerks Association, Colorado Courts, International Clerks Association, ARMA (Records), ICMA (International City Management Assoc, Colorado Rural Water Association, and GFOA/CGFOA - these are for the Town Administrator, Town Clerk, Finance Director, Deputy Clerk, Utilities Clerk, Court Clerk and Records Clerk							
01-50-4015	SEMINARS/MEETINGS	5,873.42	2,750.81	2,855.03	7,348.00	7,348.00	7,348.00
01-50-4016	TRAVEL EXPENSES	282.10	2,966.47	2,142.19	4,343.00	4,343.00	4,343.00
01-50-4017	Electric Service for TOL Offic	.00	.00	2,684.97	.00	3,000.00	.00
Budget notes:							
~2020 Moved Town hall and depot utilities to allocated 01-44-4020 \$14,900 and reduced 01-50-4017 \$2,500, 01-50-4020 \$1,400, 01-50-4021 \$11,000							
01-50-4020	NATURAL GAS SERVICE	1,331.38	1,333.57	886.97	1,400.00	1,400.00	.00
Budget notes:							
~2020 Moved Town hall and depot utilities to allocated 01-44-4020 \$14,900 and reduced 01-50-4017 \$2,500, 01-50-4020 \$1,400, 01-50-4021 \$11,000							
01-50-4021	TELEPHONE SERVICE	10,492.30	11,332.01	7,596.43	11,000.00	11,000.00	.00
Budget notes:							
~2020 Moved Town hall and depot utilities to allocated 01-44-4020 \$14,900 and reduced 01-50-4017 \$2,500, 01-50-4020 \$1,400, 01-50-4021 \$11,000							
01-50-4022	UNEMPL INS EXP	.00	.00	.00	.00	350.00	.00
01-50-4024	PAYROLL TAXES - ER	10,262.01	13,532.20	10,861.07	16,096.00	15,000.00	16,480.00
01-50-4025	EMPLOYEE INS - ER	17,210.45	25,356.73	23,883.04	33,901.00	33,901.00	37,262.00
01-50-4026	RETIREMENT CONTRIBUTION - ER	3,012.39	4,149.61	3,728.77	6,312.00	6,312.00	6,463.00
01-50-4029	VEHICLE MAINT EXP	238.04	578.66	2,236.63	4,000.00	4,000.00	.00
Budget notes:							
~2020 removed vehicle maintenance budgets from each fund and will allocate the expenses							
01-50-4032	ATTORNEYS FEES	8,358.50	3,017.50	262.50	5,000.00	1,000.00	.00
Budget notes:							
~2020 Move \$5,000 from 01-50-4032 to 01-50-4006 outside professional services							
01-50-4034	ENVIRONMENTAL MONITORING	3,000.60	2,798.27	2,741.06	3,600.00	3,600.00	3,600.00
01-50-4036	ADVERTISING & PUBLISHING EXP	3,321.55	.00	350.00	500.00	500.00	500.00
01-50-4038	EQUIPMENT & SMALL TOOLS	.00	10,807.54	.00	1,300.00	1,300.00	1,300.00
01-50-4041	PC, SOFTWARE & PRINTERS	4,106.84	8,634.43	4,629.45	8,225.00	8,225.00	8,225.00
01-50-4050	MISCELLANEOUS EXPENSE	11,253.51	25,910.07	3,495.07	5,000.00	5,000.00	5,000.00
01-50-4055	PC TECHNICIAN FEES	410.83	.00	.00	.00	.00	.00
01-50-4057	TELEPHONE EXP	580.00	190.00	280.00	500.00	500.00	500.00
01-50-4101	COUNTY TREASURER'S FEE	5,063.78	5,371.73	7,529.41	10,000.00	10,000.00	10,850.00
Budget notes:							
~2020 Property tax increase, collection fee from the county increases							
01-50-4509	TRANSFER OUT TO LURA	2,500.00	.00	10,555.00	10,555.00	87,517.00	10,011.00
Budget notes:							
~2020 Formation of the new ECURA expected to be completed in 2019, expenses should remain lower until revenue starts coming in and projects are identified.							
01-50-4510	ADVANCE TO OTHER FUNDS	.00	600,000.00	.00	.00	.00	.00
01-50-4999	Transfer to Flood Fund	155.31	.00	.00	.00	10,000.00	.00
Total ADMINISTRATION:		250,618.31	916,026.61	251,556.81	367,682.00	454,440.00	435,652.00
<b>LEGISLATIVE</b>							
01-52-4000	FULLTIME SALARIES (ADMIN)	10,300.00	15,650.00	8,400.00	19,200.00	19,200.00	19,200.00

		2017-17	2018-18	2019-19	2019-19	2019-19	2020-20
		2017 ACTUAL	2018 ACTUAL	2019 ACTUAL	2019 BUDGET	2019 YEAR END	2020 BUDGET
Account Number	Account Title			THROUGH 8/31/19		PROJECTION	
01-52-4015	SEMINARS/MEETINGS/TRAINING	.00	.00	391.00	2,660.00	2,660.00	2,660.00
01-52-4016	TRAVEL EXPENSES	.00	.00	629.10	4,599.00	4,599.00	4,566.00
01-52-4024	PAYROLL TAXES-ER	.00	.00	.00	.00	.00	1,469.00
Budget notes:							
~2020 Board payroll taxes - employee versus independent contractor							
01-52-4036	ADVERTISING & PUBLISHING	1,864.51	2,720.11	3,388.40	2,000.00	5,000.00	5,000.00
01-52-4041	PC, SOFTWARE & PRINTERS	.00	.00	.00	1,000.00	500.00	2,000.00
01-52-4050	MISCELLANEOUS EXPENSE	906.12	3,833.68	340.65	1,000.00	500.00	500.00
01-52-4100	ELECTIONS EXPENSE	.00	5,000.55	.00	.00	.00	5,000.00
Budget notes:							
~2020 This would cover 1 elections, the regular one in April. If a November coordinated election is required, the additional expense would be requested from the Board.							
Total LEGISLATIVE:		13,070.63	27,204.34	13,149.15	30,459.00	32,459.00	40,395.00
<b>JUDICIAL</b>							
01-53-4000	FULLTIME SALARIES (ADMIN)	15,015.91	8,081.44	8,467.17	14,047.00	14,047.00	13,684.00
01-53-4022	Unemployment Insurance Expense	.00	.00	.00	.00	25.00	.00
01-53-4024	PAYROLL TAXES - ER	1,116.16	596.91	647.92	1,075.00	1,075.00	1,047.00
01-53-4025	EMPLOYEE INS - ER	2,911.22	1,506.15	2,032.06	2,954.00	2,954.00	2,970.00
01-53-4026	RETIREMENT CONTRIBUTION - ER	450.77	88.81	263.19	421.00	421.00	411.00
01-53-4032	ATTORNEYS FEES	5,988.15	6,224.40	3,923.25	6,000.00	6,000.00	6,000.00
01-53-4050	MISCELLANEOUS EXPENSE	.00	3,378.69	690.76	4,000.00	1,500.00	2,000.00
01-53-4103	JUDGE'S SERVICES FEES	12,000.00	12,000.00	8,400.00	14,400.00	14,400.00	14,400.00
Total JUDICIAL:		37,482.21	31,876.40	24,424.35	42,897.00	40,422.00	40,512.00
<b>PLANNING &amp; ZONING</b>							
01-54-4000	FULLTIME SALARIES (ADMIN)	67,369.59	95,572.59	76,576.94	113,741.00	113,741.00	93,361.00
Budget notes:							
~2020 Moved building inspector to Department 57 Building Inspection							
01-54-4001	PARTTIME SALARIES	12,594.50	17,073.80	15,845.70	30,381.50	30,381.50	42,510.00
Budget notes:							
~2020 Moved Main Street Manager to Planning from Economic Development and added PT planner							
01-54-4006	OUTSIDE PROF SERVICE FEES	.00	.00	.00	.00	.00	135,927.00
Budget notes:							
~2020 Combine Attorneys \$33,927, Engineering \$2,000, Planning \$100,000 into Outside Professional services. Comp Plan - Need to apply for a grant from DOLA to assist with the cost of the Comp Plan. Application should be completed by 12/1/2019							
01-54-4014	DUES & SUBSCRIPTIONS	.00	.00	707.00	500.00	1,000.00	1,000.00
01-54-4015	SEMINARS/MEETINGS/TRAINING	.00	.00	.00	900.00	900.00	900.00
01-54-4022	Unemployment Insurance Expense	.00	.00	.00	.00	200.00	.00
01-54-4024	PAYROLL TAXES - ER	4,908.85	7,038.66	5,933.83	8,701.00	8,701.00	10,395.00
01-54-4025	EMPLOYEE INS - ER	6,363.15	20,886.65	19,168.59	25,640.00	25,640.00	16,647.00
01-54-4026	RETIREMENT CONTRIBUTION - ER	66.08	2,199.43	2,131.68	3,412.00	3,412.00	2,801.00
01-54-4032	ATTORNEYS FEES	39,205.92	37,572.81	19,029.14	25,000.00	25,000.00	.00
Budget notes:							
~2020 Move attorney fees and engineering to outside professional services							
01-54-4033	ENGINEERING FEES	45.00	1,418.75	.00	2,000.00	2,000.00	.00
Budget notes:							
~2020 Move attorney fees and engineering to outside professional services							
01-54-4036	ADVERTISING & PUBLISHING	.00	.00	78.80	.00	680.00	.00
01-54-4041	PC, SOFTWARE & PRINTERS	.00	.00	193.30	680.00	680.00	680.00
01-54-4050	MISCELLANEOUS EXPENSE	3,585.14	9,260.08	6,012.99	1,600.00	8,000.00	5,612.00
01-54-4065	Affordable Housing Expenses	.00	10,513.55	.00	3,000.00	.00	.00
01-54-4104	PLANNER'S SERVICES FEES	15,022.30	.00	.00	10,000.00	.00	.00
Budget notes:							
~2020 Combine Attorneys \$33,927, Engineering \$2,000, Planning \$100,000 into Outside Professional services.							



Account Number	Account Title	2017-17 2017 ACTUAL	2018-18 2018 ACTUAL	2019-19 2019 ACTUAL THROUGH 8/31/19	2019-19 2019 BUDGET	2019-19 2019 YEAR END PROJECTION	2020-20 2020 BUDGET
Total PLANNING & ZONING:		149,160.53	201,536.32	145,677.97	225,555.50	220,335.50	309,833.00
<b>HEALTH,WELFARE &amp; COMMUNITY</b>							
01-55-4000	FULLTIME SALARIES	8,556.16	9,469.91	27,522.96	41,281.00	41,281.00	21,541.00
01-55-4001	PARTTIME SALARIES	16,279.16	20,065.34	8,530.48	22,611.00	22,611.00	28,700.00
Budget notes:							
~2020 Moved Sustainability wages from 01.66.4001 to 01.55.4001							
01-55-4022	Unemployment Insurance Expense	.00	.00	.00	.00	65.00	.00
01-55-4024	PAYROLL TAXES - ER	3,164.17	3,267.34	3,201.76	5,309.00	3,158.00	3,844.00
01-55-4025	EMPLOYEE INS - ER	.00	3,812.46	13,653.82	18,000.00	18,000.00	3,967.00
01-55-4026	RETIREMENT CONTRIBUTION - ER	.00	.00	542.64	1,134.00	1,134.00	562.00
01-55-4700	DONATION - OTHER	13,500.00	12,500.00	33,000.00	13,000.00	33,000.00	13,000.00
Budget notes:							
~2020 Goodwill grants \$13,000							
01-55-4710	CULTURAL/CONCERT SERIES	.00	1,350.00	1,250.00	3,000.00	3,000.00	3,000.00
Budget notes:							
~2020 Potential grant funding							
01-55-4711	BRCC DISPATCH FEES	23,000.00	23,345.00	23,695.00	23,500.00	24,000.00	24,500.00
01-55-4714	HUMANE SOCIETY	4,261.50	5,037.50	2,849.00	5,130.00	5,130.00	5,200.00
01-55-4750	WALT SELF EXPENDITURES	4,119.82	5,404.57	4,498.64	6,200.00	6,200.00	6,600.00
01-55-4751	SENIOR PROGRAMMING	325.86	2,371.28	2,121.69	1,200.00	2,200.00	2,000.00
01-55-4775	SPRING CLEAN UP DAYS EXPENSE	7,584.54	8,011.44	5,944.19	8,000.00	6,000.00	6,500.00
01-55-4776	FALL/SPRING CURBSIDE PICKUP	.00	.00	1,950.00	3,500.00	6,000.00	6,000.00
Budget notes:							
~2020 Added 2 yard waste pickups in 2019 - spring and fall. Continue in 2020							
01-55-4777	RTD BUS TRANSPORTATION	15,025.00	20,000.00	19,916.00	20,000.00	20,000.00	24,000.00
01-55-4778	ZERO WASTE COVERAGE	.00	508.39	1,182.61	2,500.00	1,400.00	1,600.00
01-55-4779	MAIN STREET BEAUTIFICATION	11,841.25	21,776.82	19,523.00	24,000.00	24,000.00	25,000.00
01-55-4782	PUBLIC ART	.00	.00	11,000.00	15,000.00	15,000.00	9,000.00
Budget notes:							
~2020 Requested by LAHC for carving large dead tree at LaVern M Johnson Park near the swimming hole. See 2020 work plan draft.							
Total HEALTH,WELFARE & COMMUNITY:		107,657.46	136,920.05	180,381.79	213,365.00	232,179.00	185,014.00
<b>ECONOMIC DEVELOPMENT</b>							
01-56-4000	FULLTIME SALARIES ECO DEV	22,262.72	28,982.36	22,791.75	34,343.00	34,343.00	34,089.00
01-56-4006	OUTSIDE PROF SERVICE FEES	20,667.33	34,807.14	17,039.16	44,185.16	30,000.00	45,000.00
01-56-4014	DUES & SUBSCRIPTIONS	228.00	814.88	575.00	1,000.00	1,000.00	1,000.00
01-56-4015	Seminars/Meetings	.00	.00	400.11	2,000.00	2,000.00	2,000.00
01-56-4022	Unemployment Insurance Expense	.00	.00	.00	.00	92.00	.00
01-56-4024	PAYROLL TAXES - ER	4,185.10	3,488.88	2,976.45	4,653.34	4,653.00	2,608.00
01-56-4025	EMPLOYEE INS - ER	1,949.64	2,797.71	2,936.40	2,954.00	2,954.00	4,297.00
01-56-4026	RETIREMENT CONTRIBUTION - ER	.00	596.90	629.06	1,708.00	1,708.00	938.00
01-56-4036	ADVERTISING & PUBLISHING	7,062.91	12,536.79	21,362.80	25,000.00	25,000.00	26,000.00
01-56-4037	MAIN STREET INITIATIVES	.00	.00	921.19	3,000.00	3,000.00	1,500.00
01-56-4041	PC, Software & Printers	.00	1,281.14	153.79	1,200.00	1,200.00	4,000.00
Budget notes:							
~2020 Adobe Suite license additional \$3,500							
01-56-4702	LYONS REDSTONE MUSEUM	13,750.00	15,525.76	16,533.00	16,533.00	18,200.00	16,500.00
01-56-4715	ECONOMIC DEV GRANT EXPENSE	.00	1,615.00	207.35	1,600.00	1,600.00	1,500.00
Budget notes:							
~2020 Boulder County EDC Match \$1,500							
01-56-4716	DOLA Mini Grant	.00	969.01	.00	1,000.00	1,000.00	1,000.00

		2017-17	2018-18	2019-19	2019-19	2019-19	2020-20
Account Number	Account Title	2017 ACTUAL	2018 ACTUAL	2019 ACTUAL THROUGH 8/31/19	2019 BUDGET	2019 YEAR END PROJECTION	2020 BUDGET
Total ECONOMIC DEVELOPMENT:		70,105.70	103,415.57	86,526.06	139,176.50	126,750.00	140,432.00
<b>BUILDING INSPECTION</b>							
01-57-4000	FULLTIME SALARIES	.00	.00	.00	.00	.00	14,227.00
Budget notes:							
~2020 Moved building inspector from Planning (54) to Building Inspection (57)							
01-57-4024	PAYROLL TAXES-ER	.00	.00	.00	.00	.00	1,089.00
Budget notes:							
~2020 Payroll taxes for new position							
01-57-4025	EMPLOYEE INSURANCE - ER	.00	.00	.00	.00	.00	5,333.00
01-57-4026	RETIREMENT CONTRIBUTION-ER	.00	.00	.00	.00	.00	427.00
01-57-4033	Flood Plain Permit Review	225.00	.00	.00	250.00	250.00	250.00
01-57-4050	MISCELLANEOUS EXPENSE	90.00	30.00	.00	100.00	100.00	300.00
01-57-4600	BLDG INSPECTOR FEES EXPENSE	31,595.14	28,815.37	10,765.10	86,226.00	15,000.00	28,816.00
01-57-4601	PLAN CHECK	15,186.16	14,105.02	4,045.10	52,154.00	6,000.00	14,106.00
01-57-4620	SHORT TERM RENTALS EXPENSES	.00	200.00	.00	500.00	500.00	500.00
Total BUILDING INSPECTION:		47,096.30	43,150.39	14,810.20	139,230.00	21,850.00	65,048.00
<b>GENERAL FUND POLICE</b>							
01-58-4006	BOULDER COUNTY CONTRACT FEE	369,696.91	343,433.04	235,016.92	352,031.00	352,031.00	367,725.00
Budget notes:							
~2020 Boulder County Sheriff's Contract increase 4.46%							
01-58-4008	OFFICE OPERATIONS	19,905.59	2,608.58	678.07	1,725.00	1,725.00	1,725.00
01-58-4012	BLDG MAINT & GROUNDS	.00	21,838.52	20,345.25	16,734.00	23,000.00	22,000.00
Budget notes:							
~2020 Jail crew contract is in this account \$18K.							
01-58-4028	EXTRA DUTY TRAFFIC & FESTIVALS	60,402.00	62,781.05	22,564.27	68,000.00	43,000.00	58,000.00
01-58-4050	MISCELLANEOUS EXPENSE	.00	793.20	.00	500.00	500.00	500.00
Total GENERAL FUND POLICE:		450,004.50	431,454.39	278,604.51	438,990.00	420,256.00	449,950.00
<b>STREETS</b>							
01-59-4000	FULLTIME SALARIES (ADMIN)	35,357.18	47,458.19	18,419.12	26,881.00	26,881.00	28,934.00
01-59-4002	MAINTENANCE SALARIES	41,857.20	59,105.35	65,130.59	138,819.00	138,819.00	141,702.00
01-59-4006	Outside Professional Service F	2,864.08	2,479.04	7,628.57	19,000.00	19,000.00	19,500.00
Budget notes:							
~2020 weed mitigation and christmas lights							
01-59-4008	OFFICE OPERATIONS	186.36	390.41	316.16	200.00	500.00	.00
Budget notes:							
~2020 Moved to allocated							
01-59-4011	EQUIPMENT MAINTENANCE	930.32	4,053.20	630.70	3,250.00	3,250.00	3,750.00
01-59-4012	BLDG MAINT & GROUNDS	3,738.47	3,608.99	4,568.33	7,500.00	7,500.00	.00
01-59-4015	SEMINARS/MEETINGS/TRAINING	.00	.00	.00	1,000.00	1,000.00	1,500.00
01-59-4017	Electric Service for PW Bldg	.00	.00	193.26	.00	400.00	.00
Budget notes:							
~2020 Moved to allocated							
01-59-4020	NATURAL GAS SERVICE	1,526.26	2,667.59	976.66	1,750.00	1,750.00	.00
Budget notes:							
~2020 Moved to allocated							
01-59-4022	UNEMPL INS EXP	.00	.00	.00	.00	190.00	.00
01-59-4024	PAYROLL TAXES - ER	5,740.74	7,805.86	6,297.80	12,974.00	12,974.00	13,054.00
01-59-4025	EMPLOYEE INS - ER	13,595.35	26,627.19	28,123.55	52,156.00	37,000.00	46,655.00
01-59-4026	RETIREMENT CONTRIBUTION - ER	873.48	1,228.59	1,167.05	4,593.00	2,000.00	4,644.00
01-59-4027	STREET MAINTENANCE	20,571.67	12,588.99	5,337.72	18,250.00	18,250.00	20,500.00
Budget notes:							

Account Number	Account Title	2017-17 2017 ACTUAL	2018-18 2018 ACTUAL	2019-19 2019 ACTUAL THROUGH 8/31/19	2019-19 2019 BUDGET	2019-19 2019 YEAR END PROJECTION	2020-20 2020 BUDGET
~2020 Combined winter street maintenance with regular street maintenance							
01-59-4029	VEHICLE MAINT EXP	3,326.54	6,143.58	4,006.50	6,250.00	6,250.00	.00
01-59-4030	GASOLINE, OIL, ETC.	2,249.32	4,218.59	1,429.44	5,400.00	5,400.00	6,000.00
Budget notes:							
~2020 New tanks and safety res at new facility							
01-59-4035	UNIFORMS EXPENSE	227.70	1,599.91	1,361.98	1,250.00	1,400.00	.00
01-59-4038	EQUIPMENT & SMALL TOOLS	1,795.46	121.43	.00	4,750.00	2,000.00	4,750.00
01-59-4041	PC, SOFTWARE & PRINTERS	.00	554.82	490.65	2,000.00	1,000.00	.00
Budget notes:							
~2020 Moved to allocated							
01-59-4050	MISCELLANEOUS EXPENSE	1,266.32	1,614.90	960.65	1,500.00	1,500.00	1,500.00
01-59-4302	ROADBASE, PATCH, & REPAIR EXP	941.37	80,331.68	1,054.21	45,000.00	45,000.00	50,000.00
Budget notes:							
~2020 Increased budget to accommodate the prioritization of needed patching, overlay and cracksealing							
01-59-4303	STREET SIGNS	865.53	2,562.61	971.84	5,000.00	3,000.00	3,000.00
01-59-4306	TREE TRIMMING	7,580.00	9,223.00	5,049.00	15,000.00	15,000.00	13,000.00
01-59-4309	STORM & SEWER DRAINAGE	25.89	90.00	.00	.00	.00	.00
01-59-4311	TRASH REMOVAL	5,542.97	4,006.70	2,354.21	4,000.00	4,000.00	4,500.00
Budget notes:							
~2020 New/additional trash cans							
01-59-4312	STREET LIGHTING - ELECTRICITY	10,930.15	11,192.05	7,902.21	10,000.00	10,000.00	10,000.00
01-59-4313	STREET LIGHT MAINTENANCE	968.00	.00	.00	4,500.00	4,500.00	5,000.00
01-59-4314	FLAG MAINTENANCE	.00	.00	.00	1,000.00	1,000.00	1,000.00
01-59-4316	HOLIDAY LIGHTS & DECORATIONS	1,744.96	9,357.42	.00	4,200.00	4,200.00	3,500.00
Total STREETS:		164,705.32	299,030.09	164,370.20	396,223.00	373,764.00	382,489.00
<b>VISITOR CENTER</b>							
01-60-4000	FULLTIME SALARIES (ADMIN)	2,562.56	7,268.77	.00	.00	.00	.00
01-60-4001	PARTTIME SALARIES	13,862.29	7,750.00	4,525.61	5,748.00	5,748.00	3,756.00
01-60-4012	BLDG MAINT & GROUNDS	6.05	4,389.43	1,527.63	2,000.00	2,000.00	2,200.00
01-60-4017	UTILITY SERVICE	.00	.00	727.46	.00	1,100.00	1,000.00
01-60-4022	Unemployment Insurance Expense	.00	.00	.00	.00	8.00	.00
01-60-4024	PAYROLL TAXES - ER	1,256.37	1,143.70	359.90	440.00	440.00	288.00
01-60-4025	EMPLOYEE INS - ER	.00	406.68	.00	.00	.00	.00
01-60-4026	RETIREMENT CONTRIBUTION - ER	.00	188.13	.00	.00	.00	.00
01-60-4050	MISCELLANEOUS EXPENSE	1,775.14	1,523.85	1,395.57	1,400.00	1,400.00	600.00
Total VISITOR CENTER:		19,462.41	22,670.56	8,536.17	9,588.00	10,696.00	7,844.00
<b>OTHER FINANCING EXPENDITURES</b>							
01-66-4022	Unemployment Insurance Expense	.00	.00	.00	.00	.00	.00
01-66-4038	CAPITAL PURCHASES	.00	34,713.03	121,986.40	186,500.00	186,500.00	43,827.00
Budget notes:							
~2020 Town Hall A/C/Furnace: \$10,000							
1/6 Telephone system at new PW building \$1,667							
Complete fencing at the Recycle Center \$24,660							
Dry storage building for PW building \$7,500							
Total OTHER FINANCING EXPENDITURES:		.00	34,713.03	121,986.40	186,500.00	186,500.00	43,827.00
GENERAL FUND Revenue Total:		2,266,503.23	2,372,788.24	1,753,740.12	2,504,013.00	2,402,944.00	2,677,621.00
GENERAL FUND Expenditure Total:		1,789,109.59	2,717,942.23	1,600,901.70	2,620,032.00	2,564,542.50	2,633,419.00

Account Number	Account Title	2017-17	2018-18	2019-19	2019-19	2019-19	2020-20
		2017 ACTUAL	2018 ACTUAL	2019 ACTUAL THROUGH 8/31/19	2019 BUDGET	2019 YEAR END PROJECTION	2020 BUDGET
Net Total GENERAL FUND:		477,393.64	345,153.99-	152,838.42	116,019.00-	161,598.50-	44,202.00



Account Number	Account Title	2017-17 2017 ACTUAL	2018-18 2018 ACTUAL	2019-19 2019 ACTUAL THROUGH 8/31/19	2019-19 2019 BUDGET	2019-19 2019 YEAR END PROJECTION	2020-20 2020 BUDGET
<b>ELECTRIC FUND</b>							
<b>ELECTRIC REVENUES</b>							
02-15-3400	OTHER INCOME	29,019.06	64,374.66	79,193.24	80,000.00	82,000.00	69,500.00
Budget notes:							
~2020 Expected MEAN rebate \$64,500. Also rebilling to customers for service line repairs \$5,000.							
02-15-3401	INTEREST INCOME	9,891.63	24,487.81	17,897.39	15,000.00	19,000.00	25,000.00
02-15-3409	INVESTMENT FEE	36,000.00	45,000.00	4,680.00	.00	13,000.00	63,000.00
Budget notes:							
~2020 3 new service x \$4,500 = \$13,500 plus summit 11 homes x \$4,500 = \$49,500							
02-15-3410	Pole Attachment Fee	.00	4,860.00	.00	.00	.00	.00
02-15-3414	RECONNECTION CHARGES	475.00	350.00	350.00	1,000.00	800.00	350.00
02-15-3470	RESIDENTIAL ELECTRIC SALES	1,062,481.97	1,026,329.03	715,073.54	1,199,655.00	1,199,655.00	1,100,000.00
02-15-3471	NON-TAXABLE ELECTRIC SALES	123,245.80	118,330.24	87,564.28	118,000.00	118,000.00	125,000.00
02-15-3472	NON-RESIDENTIAL ELECTRIC SALES	365,195.99	335,503.75	231,506.03	392,000.00	392,000.00	342,000.00
02-15-3473	Electric Surcharge	275.00	75.00	.00	.00	.00	.00
Total ELECTRIC REVENUES:		1,626,584.45	1,619,310.49	1,136,264.48	1,805,655.00	1,824,455.00	1,724,850.00
<b>BOND/LOAN PROCEEDS</b>							
02-19-3512	BOND PROCEEDS	.00	.00	447,289.36	447,289.00	447,290.00	.00
Total BOND/LOAN PROCEEDS:		.00	.00	447,289.36	447,289.00	447,290.00	.00
<b>ALLOCATED EXPENSES</b>							
02-44-4010	POSTAGE	1,345.06	1,194.06	.00	1,300.00	.00	.00
02-44-8002	EF'S SHARE ALLOC EXP'S FROM GF	92,344.00	92,344.00	21,209.00	42,418.00	43,718.00	53,294.00
Total ALLOCATED EXPENSES:		93,689.06	93,538.06	21,209.00	43,718.00	43,718.00	53,294.00
<b>ADMINISTRATION</b>							
02-50-4000	FULLTIME SALARIES (ADMIN)	77,259.65	106,593.10	77,217.50	115,990.00	115,990.00	109,281.00
02-50-4001	PARTTIME SALARIES	8,483.32	1,451.62	.00	.00	.00	.00
02-50-4006	OUTSIDE PROF SERVICE FEES	542.92	.00	.00	.00	.00	1,500.00
Budget notes:							
~2020 Combined Attorneys 02-50-4032 \$500 and Engineering 02-50-4033 \$1,000 into Outside Professional Services							
02-50-4008	OFFICE OPERATIONS	1,034.59	.00	82.00	.00	100.00	.00
02-50-4010	POSTAGE	8.93	.00	240.00	.00	330.00	.00
02-50-4011	EQUIPMENT & SMALL TOOLS	101.52	.00	.00	.00	.00	.00
02-50-4014	DUES & SUBSCRIPTIONS	1,963.27	2,524.47	2,326.48	2,000.00	2,330.00	2,500.00
Budget notes:							
~2019 Colorado Communications & Utility Alliance membership for Joe - \$550							
02-50-4015	SEMINARS/MEETINGS	350.68	293.75	.00	600.00	600.00	500.00
02-50-4016	TRAVEL EXPENSES	163.41	1,277.13	344.47	1,000.00	1,000.00	1,000.00
02-50-4022	UNEMPL INS EXP	.00	.00	.00	.00	170.00	.00
02-50-4024	PAYROLL TAXES - ER	6,063.73	8,050.08	5,969.93	9,551.00	9,551.00	8,360.00
02-50-4025	EMPLOYEE INS - ER	13,033.98	16,742.98	13,334.20	20,540.00	20,540.00	18,922.00
02-50-4026	RETIREMENT CONTRIBUTION - ER	1,615.36	2,064.91	2,010.09	3,776.00	3,776.00	3,279.00
02-50-4032	ATTORNEYS FEES	838.05	192.50	17.50	.00	100.00	.00
Budget notes:							
~2020 combined into 02-50-4006							
02-50-4033	ENGINEERING FEES	.00	90.00	.00	.00	.00	.00
Budget notes:							
~2020 combined into 02-50-4006							
02-50-4041	PC, SOFTWARE & PRINTERS	66.67	1,858.13	99.00	400.00	400.00	500.00
02-50-4050	MISCELLANEOUS EXPENSE	2,356.06	1,420.00	9.60	.00	10.00	500.00

Account Number	Account Title	2017-17 2017 ACTUAL	2018-18 2018 ACTUAL	2019-19 2019 ACTUAL THROUGH 8/31/19	2019-19 2019 BUDGET	2019-19 2019 YEAR END PROJECTION	2020-20 2020 BUDGET
02-50-4055	PC TECHNICIAN FEES	368.33	500.00	.00	.00	.00	.00
Total ADMINISTRATION:		114,250.47	143,058.67	101,650.77	153,857.00	154,897.00	146,342.00
<b>MAINTENANCE</b>							
02-65-4002	MAINTENANCE SALARIES	37,123.09	50,674.60	19,663.01	47,505.00	47,505.00	41,099.00
02-65-4006	OUTSIDE PROF SERVICE FEES	74,098.26	75,437.02	78,833.62	75,000.00	93,000.00	80,000.00
Budget notes:							
~2020 Electric install for new housing							
02-65-4011	Equipment Maintenance	5,734.20	.00	.00	.00	.00	.00
02-65-4015	SEMINARS/MEETINGS/TRAINING	.00	.00	.00	800.00	800.00	.00
02-65-4020	Natural Gas Service	113.43	.00	.00	.00	.00	.00
02-65-4021	TELEPHONE SERVICE	157.68	360.11	280.07	300.00	340.00	300.00
02-65-4022	Unemployment Insurance Expense	.00	.00	.00	.00	50.00	.00
02-65-4024	PAYROLL TAXES - ER	2,739.86	3,310.59	1,467.88	2,956.00	2,956.00	3,145.00
02-65-4025	EMPLOYEE INS - ER	6,922.79	15,071.64	7,811.06	14,193.00	14,193.00	12,400.00
02-65-4026	RETIREMENT CONTRIBUTION - ER	159.24	87.36	346.71	1,091.00	1,091.00	1,163.00
02-65-4027	MAINTENANCE & SUPPLIES	34,570.07	26,067.43	8,303.79	11,000.00	11,000.00	10,000.00
02-65-4029	VEHICLE MAINT EXP	81.88	.00	250.00	.00	250.00	.00
02-65-4030	GASOLINE, OIL, ETC.	1,237.68	3,142.07	816.84	3,400.00	3,150.00	1,500.00
02-65-4035	UNIFORMS EXPENSE	25.78	.00	221.84	1,250.00	1,250.00	.00
02-65-4038	Equipment & Small Tools	.00	79.20	.00	.00	.00	.00
02-65-4041	PC, SOFTWARE & PRINTERS	5,460.98	1,217.64	.00	.00	.00	.00
02-65-4306	TREE TRIMMING	5,824.00	.00	.00	10,000.00	10,000.00	15,000.00
Budget notes:							
~2020 Based on actual and continued need for trimming							
02-65-5001	TRANSFORMERS	140.00	.00	.00	.00	.00	5,000.00
02-65-5002	METERS:REPLACMNTS,SOCKETS,TE	425.09	469.96	1,163.69	1,000.00	1,200.00	301,000.00
Budget notes:							
~2020 Meter replacement did not happen in 2019 - moved to 2020 \$300,000							
02-65-5005	WIRE,XARMS,CONNECTORS,POLES	.00	2,135.00	.00	2,500.00	2,500.00	2,500.00
02-65-5012	ELECTRIC POWER-MEAN & WAPA	940,078.62	957,608.31	545,815.59	1,004,000.00	1,004,000.00	975,000.00
02-65-5014	SUBSTATION MAINT & SUPPLIES	2,763.36	14,233.24	1,242.84	6,000.00	6,000.00	6,000.00
Total MAINTENANCE:		1,048,515.87	1,149,735.77	666,216.94	1,180,995.00	1,199,285.00	1,454,107.00
<b>CAPITAL OUTLAY</b>							
02-66-4038	CAPITAL PURCHASES	.00	.00	.00	.00	.00	213,542.00
Budget notes:							
~2020 Unmet needs on 2nd avenue \$20,000							
1/4 GPS unit \$1,875							
1/6 Telephone system at new PW building \$1,667							
LVP Electric Distribution System - Filing 8 Carter Drive - \$190,000 (reduced from \$250,000 to meet available funds)							
02-66-4202	LVP ELEC DISTR SYSTEM	.00	.00	.00	.00	.00	.00
Total CAPITAL OUTLAY:		.00	.00	.00	.00	.00	213,542.00
<b>DEBT SERVICE</b>							
02-67-4902	BOND SERVICE FEES	150.00	150.00	827.08	636.00	828.00	400.00
02-67-4903	2003 BOND PRINCIPAL	.00	.00	500,000.00	500,000.00	500,000.00	.00
02-67-4904	2003 BOND INTEREST	33,770.78	29,951.08	4,666.67	4,667.00	4,667.00	.00
02-67-4905	2019 BOND PRINCIPAL	.00	.00	.00	87,080.00	86,827.00	86,563.00
02-67-4906	2019 BOND INTEREST	.00	.00	3,066.66	9,486.00	9,486.00	10,346.00
02-67-4921	2006 BOND PRINCIPAL	.00	.20	22,448.09	22,448.00	22,449.00	23,661.00
02-67-4922	2006 BOND INTEREST	13,528.93	12,412.94	11,742.32	11,742.00	11,743.00	10,531.00

Account Number	Account Title	2017-17 2017 ACTUAL	2018-18 2018 ACTUAL	2019-19 2019 ACTUAL THROUGH 8/31/19	2019-19 2019 BUDGET	2019-19 2019 YEAR END PROJECTION	2020-20 2020 BUDGET
	Total DEBT SERVICE:	47,449.71	42,514.22	542,750.82	636,059.00	636,000.00	131,501.00
	ELECTRIC FUND Revenue Total:	1,626,584.45	1,619,310.49	1,583,553.84	2,252,944.00	2,271,745.00	1,724,850.00
	ELECTRIC FUND Expenditure Total:	1,303,905.11	1,428,846.72	1,331,827.53	2,014,629.00	2,033,900.00	1,998,786.00
	Net Total ELECTRIC FUND:	322,679.34	190,463.77	251,726.31	238,315.00	237,845.00	273,936.00-

Account Number	Account Title	2017-17 2017 ACTUAL	2018-18 2018 ACTUAL	2019-19 2019 ACTUAL THROUGH 8/31/19	2019-19 2019 BUDGET	2019-19 2019 YEAR END PROJECTION	2020-20 2020 BUDGET
<b>WATER FUND</b>							
<b>WATER REVENUES</b>							
03-16-3400	OTHER INCOME	.00	441.15-	.00	.00	861,000.00	.00
Budget notes:							
~2020 The sale of the property around the new PW buildings should be sold and revenue realized from the sale. Projected to be realized October 2019.							
03-16-3401	INTEREST INCOME	15,573.99	38,555.16	27,882.72	34,000.00	34,000.00	35,500.00
03-16-3410	TAP CONNECTION FEES	58,460.00	67,075.00	14,615.00	.00	43,845.00	230,765.00
Budget notes:							
~2020 4 new taps x \$17,500 = \$70,000 plus summit 11 new taps \$160,765.							
03-16-3480	METERED WATER SALES	818,651.88	833,107.15	527,055.19	900,000.00	900,000.00	972,000.00
Budget notes:							
~2020 Rate increase \$1/1000 gallons \$72,000							
03-16-3482	PIPE WATER SALES RENTAL	14,565.52	13,490.05	7,637.35	13,000.00	13,000.00	13,000.00
03-16-3483	WATER METER SALES	9,530.41	15,650.97	6,998.37	17,200.00	16,000.00	16,000.00
03-16-3490	NCWCD ANNUAL LEASING PROCEED	27,489.42	13,890.17	.00	.00	.00	.00
03-16-3492	CDPHE GRANT REVENUE	47,592.60	.00	.00	.00	.00	.00
Total WATER REVENUES:		991,863.82	981,327.35	584,188.63	964,200.00	1,867,845.00	1,267,265.00
<b>ALLOCATED EXPENSES</b>							
03-44-4011	EQUIPMENT MAINTENANCE	392.96	.00	.00	1,200.00	.00	.00
03-44-8003	WF'S SHARE OF ALLOCATED EXP	80,953.00	80,953.00	19,420.50	38,841.00	40,041.00	52,827.00
Total ALLOCATED EXPENSES:		81,345.96	80,953.00	19,420.50	40,041.00	40,041.00	52,827.00
<b>ADMINISTRATION</b>							
03-50-4000	FULLTIME SALARIES (ADMIN)	92,970.46	129,644.61	78,301.52	126,799.00	126,799.00	118,349.00
03-50-4001	PARTTIME SALARIES	13,650.67	2,322.60	.00	.00	.00	.00
03-50-4006	OUTSIDE PROF SERVICE FEES	571.93	132.85	.00	.00	.00	2,800.00
Budget notes:							
~2020 Moved Attorneys fees 03-50-4032 \$2,400 and engineering fees 03-50-4033 \$400 to 03-50-4006 Outside professional services \$2,800							
03-50-4008	OFFICE OPERATIONS	1,034.60	.00	82.00	.00	100.00	.00
03-50-4010	POSTAGE	.00	.00	240.00	.00	300.00	.00
03-50-4011	EQUIPMENT & SMALL TOOLS	96.00	.00	.00	1,500.00	1,000.00	.00
03-50-4014	DUES & SUBSCRIPTIONS	578.33	1,165.00	849.00	500.00	1,000.00	600.00
03-50-4015	SEMINARS/MEETINGS	494.01	630.00	.00	800.00	800.00	.00
03-50-4016	TRAVEL EXPENSES	8.73	9.00	.00	.00	.00	.00
03-50-4022	UNEMPL INS EXP	.00	.00	.00	.00	190.00	.00
03-50-4024	PAYROLL TAXES - ER	7,652.96	9,837.75	6,046.13	9,700.00	9,700.00	9,054.00
03-50-4025	EMPLOYEE INS - ER	16,577.53	20,080.91	14,198.98	21,834.00	21,834.00	22,011.00
03-50-4026	RETIREMENT CONTRIBUTION - ER	1,734.30	2,442.32	1,946.71	3,834.00	3,834.00	3,551.00
03-50-4032	ATTORNEYS FEES	2,728.40	3,298.00	720.00	2,400.00	2,400.00	.00
Budget notes:							
~2020 Moved Attorneys fees 03-50-4032 \$2,400 and engineering fees 03-50-4033 \$400 to 03-50-4006 Outside professional services \$2,800							
03-50-4033	ENGINEERING FEES	315.00	.00	.00	400.00	400.00	.00
Budget notes:							
~2020 Moved Attorneys fees 03-50-4032 \$2,400 and engineering fees 03-50-4033 \$400 to 03-50-4006 Outside professional services \$2,800							
03-50-4041	PC, SOFTWARE & PRINTERS	66.67	879.14	.00	.00	.00	.00
03-50-4050	MISCELLANEOUS EXPENSE	16,788.51	1,696.22	268.88	700.00	700.00	500.00
03-50-4055	PC TECHNICIAN FEES	425.00	.00	.00	.00	.00	.00
Total ADMINISTRATION:		155,693.10	172,138.40	102,653.22	168,467.00	169,057.00	156,865.00
<b>TREATMENT</b>							
03-62-4004	TREATMENT (PLANT) SALARIES	.00	5,798.46	.00	.00	.00	.00

		2017-17	2018-18	2019-19	2019-19	2019-19	2020-20
		2017 ACTUAL	2018 ACTUAL	2019 ACTUAL	2019 BUDGET	2019 YEAR END	2020 BUDGET
Account Number	Account Title			THROUGH 8/31/19		PROJECTION	
03-62-4017	ELECTRIC SERVICES	581.80	550.88	315.10	600.00	600.00	700.00
03-62-4021	TELEPHONE SERVICE	210.23	358.36	119.52	250.00	250.00	500.00
03-62-4027	MAINTENANCE & SUPPLIES	57.43	.00	.00	.00	.00	.00
03-62-4029	VEHICLE MAINT EXP	29.37	.00	.00	.00	.00	.00
03-62-5106	LONGMONT WATER SERVICES	214,708.38	177,397.31	101,970.60	207,600.00	207,600.00	442,198.00
Budget notes:							
~2020 Price increase from Longmont \$228360							
Total TREATMENT:		215,587.21	184,105.01	102,405.22	208,450.00	208,450.00	443,398.00
<b>DISTRIBUTION</b>							
03-63-4003	DISTRIBUTION SALARIES	49,633.25	56,030.27	11,267.95	23,704.00	23,704.00	30,691.00
03-63-4006	OUTSIDE PROF SERVICE FEES	3,958.79	5,921.29	7,248.14	6,620.00	8,000.00	10,000.00
Budget notes:							
~2020 legal/engineering Longs Peak & Upper 5th							
03-63-4012	Building Maintenance	211.00	57.07	.00	.00	.00	.00
Budget notes:							
~2020 New PW Building							
03-63-4015	Seminars/Meetings	.00	2,450.00	.00	3,000.00	3,000.00	500.00
03-63-4020	NATURAL GAS SERVICE	878.76	832.99	486.92	800.00	800.00	800.00
03-63-4021	Telephone Service	40.00	.00	908.09	10,000.00	2,000.00	5,000.00
03-63-4022	Unemployment Insurance Expense	.00	.00	.00	.00	26.00	.00
03-63-4024	PAYROLL TAXES - ER	3,612.45	4,082.27	840.79	1,813.00	1,813.00	2,348.00
03-63-4025	EMPLOYEE INS - ER	9,043.69	15,608.64	4,704.06	8,179.00	8,179.00	9,504.00
03-63-4026	RETIREMENT CONTRIBUTION - ER	307.59	194.43	187.70	643.00	643.00	851.00
03-63-4027	MAINTENANCE & SUPPLIES	39,960.74	41,526.17	4,746.44	9,000.00	9,000.00	15,000.00
Budget notes:							
~2020 Handheld water meter reader - \$5,000							
03-63-4029	VEHICLE MAINT EXP	289.79	625.00	1,000.00	1,000.00	1,000.00	.00
03-63-4030	GASOLINE, OIL, ETC.	618.86	1,571.05	408.41	1,000.00	1,000.00	1,000.00
03-63-4031	Chemicals, Lab & Lab Supplies	1,591.00	2,023.80	1,042.00	1,600.00	1,600.00	2,000.00
03-63-4035	UNIFORMS EXPENSE	25.79	1,510.27	560.36	1,250.00	1,250.00	.00
03-63-4041	PC, SOFTWARE & PRINTERS	5,562.08	1,270.82	360.00	.00	360.00	.00
03-63-4302	Road Base, Squeegee, Asphalt	.00	3,100.00	.00	5,000.00	5,000.00	5,000.00
03-63-5100	LINE & VALVE REPAIRS	682.58	948.97	.00	5,000.00	5,000.00	5,000.00
03-63-5101	HIGH SERV PUMP STATION MAINT	1,013.20	1,451.00	1,669.10	3,000.00	3,000.00	3,000.00
03-63-5102	PIPE & PIPE BEDDING	.00	.00	.00	3,000.00	3,000.00	3,000.00
03-63-5103	HIGHSERV PUMP STATION ELECTRIC	33,865.41	28,534.13	14,878.03	32,000.00	32,000.00	30,000.00
03-63-5104	HYDRANT REPAIRS	1,363.69	2,025.65	39.12	7,000.00	7,000.00	10,000.00
Budget notes:							
~2020 Hydrant testing and mapping							
03-63-5106	Water Service for Pipe Water S	.00	.00	452.69	.00	500.00	.00
03-63-5107	WATER ASSESSMENTS & STORAGE	24,633.50	24,808.60	12,689.80	25,000.00	25,000.00	26,000.00
03-63-5110	WATER METERS & METER PARTS	9,963.68	174.40	737.41	6,000.00	6,000.00	10,000.00
Budget notes:							
~2020 Aging Infrastructure and New Housing							
Total DISTRIBUTION:		187,255.85	194,746.82	64,227.01	154,609.00	148,875.00	169,694.00
<b>CAPITAL OUTLAY</b>							
03-66-4038	CAPITAL PURCHASES	.00	.00	6,000.00	43,499.00	171,411.00	62,084.00
Budget notes:							
~2019 Non-Reimburseable Flood Projects							
Apple Valley Service Lines - \$40,747							
PW Building Water line and hydrant - \$77,164							
Clarifer - \$10,000							

Account Number	Account Title	2017-17 2017 ACTUAL	2018-18 2018 ACTUAL	2019-19 2019 ACTUAL THROUGH 8/31/19	2019-19 2019 BUDGET	2019-19 2019 YEAR END PROJECTION	2020-20 2020 BUDGET
	2019 Budgeted Projects						
	Engineering for Longs Peak Water Line \$37,500						
	Bobcat - \$6,000						
	~2020 SCADA Upgrades \$40,000						
	1/2 GPS Unit \$3,750						
	1/3 Telephone system at new PW Building \$3,334						
	Card reader for Pipe Water \$15,000						
03-66-4385	Land Purchase	.00	.00	.00	152,500.00	.00	.00
	Total CAPITAL OUTLAY:	.00	.00	6,000.00	195,999.00	171,411.00	62,084.00
<b>DEBT SERVICE</b>							
03-67-4919	CWRPDA 03 LOAN PRINCIPAL	.00	.00	246,059.58	246,060.00	246,060.00	251,652.00
03-67-4920	CWRPDA 03 LOAN INTEREST	66,201.34	72,179.49	64,220.58	64,221.00	71,443.00	57,345.00
03-67-4922	LWTP Land Purchase Principal	.00	.00	152,500.00	.00	152,500.00	.00
	Total DEBT SERVICE:	66,201.34	72,179.49	462,780.16	310,281.00	470,003.00	308,997.00
	WATER FUND Revenue Total:	991,863.82	981,327.35	584,188.63	964,200.00	1,867,845.00	1,267,265.00
	WATER FUND Expenditure Total:	706,083.46	704,122.72	757,486.11	1,077,847.00	1,207,837.00	1,193,865.00
	Net Total WATER FUND:	285,780.36	277,204.63	173,297.48-	113,647.00-	660,008.00	73,400.00

Account Number	Account Title	2017-17 2017 ACTUAL	2018-18 2018 ACTUAL	2019-19 2019 ACTUAL THROUGH 8/31/19	2019-19 2019 BUDGET	2019-19 2019 YEAR END PROJECTION	2020-20 2020 BUDGET
<b>SANITATION FUND</b>							
<b>SANITATION REVENUE</b>							
04-17-3400	OTHER INCOME	.00	301.03-	.00	.00	.00	.00
04-17-3401	INTEREST INCOME	15,573.99	38,555.17	25,801.44	25,000.00	28,000.00	40,000.00
04-17-3410	TAP CONNECTION FEES	34,000.00	40,375.00	8,500.00	.00	25,500.00	144,500.00
Budget notes:							
~2020 6 new taps x \$8,500 = \$51,000 plus Summit 11 homes \$93,500							
04-17-3490	SANITATION USERS' FEE	500,577.99	491,564.49	459,700.72	708,300.00	708,300.00	852,000.00
Budget notes:							
~2020 Proposed \$4/1000 gal fee increase \$144,000							
04-17-3600	TRANSFER FROM FUND BALANCE	.00	.00	.00	45,784.00	.00	.00
Total SANITATION REVENUE:		550,151.98	570,193.63	494,002.16	779,084.00	761,800.00	1,036,500.00
<b>Source: 18</b>							
04-18-3500	Contributions	.00	537,326.70	.00	.00	.00	.00
Total Source: 18:		.00	537,326.70	.00	.00	.00	.00
<b>ALLOCATED EXPENSES</b>							
04-44-4010	POSTAGE	1,351.11	1,160.04	.00	1,370.00	.00	.00
04-44-4014	DUES & SUBSCRIPTIONS	263.57	2,825.00	.00	3,000.00	.00	.00
04-44-8004	SF'S SHARE ALLOC EXP FROM GF	41,900.00	41,900.00	23,184.00	46,368.00	50,738.00	53,657.00
Total ALLOCATED EXPENSES:		43,514.68	45,885.04	23,184.00	50,738.00	50,738.00	53,657.00
<b>ADMINISTRATION</b>							
04-50-4000	FULLTIME SALARIES (ADMIN)	94,873.92	129,093.24	75,034.17	120,007.00	120,007.00	113,149.00
04-50-4001	PARTTIME SALARIES	9,434.34	2,032.27	.00	.00	.00	.00
04-50-4006	OUTSIDE PROF SERVICE FEES	513.95	.00	.00	.00	.00	40,000.00
Budget notes:							
~2020 Increase \$20,000 for 2020 only to cover attorney/engineering/consulting fees related to the plant							
04-50-4007	WWTP Performance Contract	15,412.00	15,951.62	.00	16,000.00	.00	16,000.00
04-50-4008	OFFICE OPERATIONS	990.73	.00	82.00	.00	100.00	.00
04-50-4010	POSTAGE	23.75	.00	240.00	.00	280.00	.00
04-50-4014	DUES & SUBSCRIPTIONS	53.34	640.00	2,825.00	.00	2,825.00	500.00
04-50-4015	SEMINARS	332.39	.00	.00	.00	.00	500.00
04-50-4022	UNEMPL INS EXP	.00	.00	.00	.00	180.00	.00
04-50-4024	PAYROLL TAXES - ER	7,239.52	9,773.71	5,793.25	9,181.00	9,181.00	8,656.00
04-50-4025	EMPLOYEE INS - ER	14,361.94	19,959.58	13,618.08	20,779.00	20,779.00	20,979.00
04-50-4026	RETIREMENT CONTRIBUTION - ER	1,684.48	2,428.60	1,860.51	3,713.00	3,713.00	3,395.00
04-50-4032	ATTORNEYS FEES	11,001.55	31,036.94	.00	1,500.00	1,500.00	.00
04-50-4033	ENGINEERING FEES	855.00	.00	.00	.00	.00	.00
04-50-4041	PC, SOFTWARE & PRINTERS	66.66	2,575.79	.00	1,000.00	1,000.00	.00
04-50-4050	MISCELLANEOUS EXPENSE	12,441.51	2,756.24	787.19	1,500.00	1,500.00	.00
04-50-4055	PC TECHNICIAN FEES	408.36	.00	.00	.00	.00	.00
Total ADMINISTRATION:		169,693.44	216,247.99	100,240.20	173,680.00	161,065.00	203,179.00
<b>TREATMENT</b>							
04-62-4006	OUTSIDE PROF SERVICE FEES	129,199.21	196,183.34	116,218.45	150,000.00	190,000.00	130,000.00
Budget notes:							
~2020 WWTP Contract							
04-62-4008	OFFICE OPERATIONS	.00	38.76	.00	.00	.00	.00
04-62-4012	Building Maintenance	8,711.00	.00	.00	.00	.00	.00

Account Number	Account Title	2017-17 2017 ACTUAL	2018-18 2018 ACTUAL	2019-19 2019 ACTUAL THROUGH 8/31/19	2019-19 2019 BUDGET	2019-19 2019 YEAR END PROJECTION	2020-20 2020 BUDGET
04-62-4015	SEMINARS/MEETINGS	60.00	113.59	.00	100.00	.00	500.00
04-62-4017	ELECTRIC SERVICES	34,597.71	34,748.48	29,814.88	39,000.00	39,000.00	37,000.00
04-62-4020	NATURAL GAS SERVICE	4,814.10	4,107.60	2,837.44	4,000.00	4,000.00	4,000.00
04-62-4021	TELEPHONE SERVICE	2,484.99	2,578.40	1,942.78	2,000.00	2,000.00	2,000.00
04-62-4027	MAINTENANCE & SUPPLIES	15,797.26	14,263.28	9,665.13	14,250.00	14,250.00	15,000.00
04-62-4029	VEHICLE MAINT EXP	52.50	.00	.00	.00	.00	.00
04-62-4031	CHEMICALS,LAB & LAB SUPPLIES	30,857.01	37,794.90	18,894.19	35,000.00	35,000.00	35,000.00
04-62-4032	Attorney Fees	.00	.00	12,442.30	90,000.00	90,000.00	.00
04-62-4041	PC, SOFTWARE & PRINTERS	2,473.29	2,118.42	140.00	.00	150.00	3,000.00
Budget notes:							
~2020 SCADA expenses							
04-62-4050	MISCELLANEOUS EXPENSE	434.00	.00	.00	.00	.00	500.00
04-62-5202	SLUDGE DISPOSAL	24,123.26	65,989.13	77,800.43	54,000.00	160,000.00	30,000.00
Budget notes:							
~2020 Improved plant operations							
Total TREATMENT:		253,604.33	357,935.90	269,755.60	388,350.00	534,400.00	257,000.00
<b>COLLECTION &amp; TRANSMISSION</b>							
04-64-4005	COLLECT/TRANSMIT SALARIES	38,605.32	49,303.67	19,663.01	38,645.00	38,645.00	38,246.00
04-64-4006	OUTSIDE PROF SERVICE FEES	35,764.37	32,343.39	.00	7,000.00	7,000.00	.00
04-64-4015	SEMINARS/MEETINGS/TRAINING	.00	.00	.00	600.00	.00	500.00
04-64-4022	Unemployment Insurance Expense	.00	.00	.00	.00	41.00	.00
04-64-4024	PAYROLL TAXES - ER	2,837.59	3,567.71	1,467.88	2,956.00	2,956.00	2,926.00
04-64-4025	EMPLOYEE INS - ER	7,909.36	15,608.64	7,811.06	14,193.00	14,193.00	11,197.00
04-64-4026	RETIREMENT CONTRIBUTION - ER	148.35	194.43	346.71	1,091.00	1,091.00	1,077.00
04-64-4027	MAINTENANCE & SUPPLIES	5,808.77	3,531.93	8,254.16	6,000.00	8,300.00	10,000.00
04-64-4028	LIFT STATION PARTS & MAINT	.00	242.40	6,628.01	5,000.00	7,000.00	10,000.00
Budget notes:							
~2020 Monitor/Repair/Inspect 6 lift stations							
04-64-4029	VEHICLE MAINT EXP	29.37	.00	.00	.00	.00	.00
04-64-4030	GASOLINE, OIL, ETC.	618.86	1,571.09	408.41	1,100.00	1,100.00	1,000.00
04-64-4035	UNIFORMS EXPENSE	25.79	173.05	92.14	1,250.00	185.00	.00
04-64-4041	PC, SOFTWARE & PRINTERS	.00	170.82	360.00	.00	360.00	350.00
04-64-4050	MISCELLANEOUS EXPENSE	75.00	325.50	.00	125.00	125.00	500.00
04-64-4302	ROAD BASE, SQUEEGEE, ASPHALT R	.00	.00	.00	5,000.00	5,000.00	5,000.00
04-64-4309	STORM & SEWER DRAINAGE	45.00	.00	.00	.00	.00	.00
04-64-5105	DISCHARGE PERMIT	2,240.00	.00	.00	.00	.00	2,500.00
04-64-5200	LINE REPAIRS & CLEANING	25,798.59	14,887.71	.00	30,000.00	211,470.00	30,000.00
Budget notes:							
~2019 Broken sewer lines - critical need							
Bloomfield & 5th \$20,250							
Steamboat & 5th \$111,000							
2nd & Kelling - \$23,100							
Miley & 5th - \$27,120							
~2020 Jetting sewer lines - 1/3 community annually \$30,000							
Total COLLECTION & TRANSMISSION:		119,906.37	121,920.34	45,031.38	112,960.00	297,466.00	113,296.00
<b>CAPITAL OUTLAY</b>							
04-66-4038	CAPITAL PURCHASES	.00	.00	17,410.00	212,500.00	212,500.00	.00
Budget notes:							
~2020 All Capital for water/wastewater fund is reported in 03-66-4038							
04-66-4385	Land purchase	.00	.00	.00	152,500.00	.00	.00



Account Number	Account Title	2017-17 2017 ACTUAL	2018-18 2018 ACTUAL	2019-19 2019 ACTUAL THROUGH 8/31/19	2019-19 2019 BUDGET	2019-19 2019 YEAR END PROJECTION	2020-20 2020 BUDGET
Total CAPITAL OUTLAY:		.00	.00	17,410.00	365,000.00	212,500.00	.00
<b>DEBT SERVICE</b>							
04-67-4922	LWTP Land Purchase Principal	.00	.00	152,500.00	.00	152,500.00	.00
Total DEBT SERVICE:		.00	.00	152,500.00	.00	152,500.00	.00
<b>DEBT SERVICE</b>							
04-70-4914	WWTP 2014 WPCSRF Loan Principl	.00	.00	123,183.42	247,088.00	247,088.00	250,002.00
04-70-4915	WWTP 2014 WPCRFR Loan Interest	58,548.20	55,739.03	27,038.86	53,357.00	53,357.00	50,444.00
Total DEBT SERVICE:		58,548.20	55,739.03	150,222.28	300,445.00	300,445.00	300,446.00
SANITATION FUND Revenue Total:		550,151.98	1,107,520.33	494,002.16	779,084.00	761,800.00	1,036,500.00
SANITATION FUND Expenditure Total:		645,267.02	797,728.30	758,343.46	1,391,173.00	1,709,114.00	927,578.00
Net Total SANITATION FUND:		95,115.04-	309,792.03	264,341.30-	612,089.00-	947,314.00-	108,922.00

Account Number	Account Title	2017-17 2017 ACTUAL	2018-18 2018 ACTUAL	2019-19 2019 ACTUAL THROUGH 8/31/19	2019-19 2019 BUDGET	2019-19 2019 YEAR END PROJECTION	2020-20 2020 BUDGET
<b>STORM WATER FUND</b>							
<b>STORM WATER REVENUES</b>							
06-18-3108	Floodplain Permit #2 hydrolic	.00	.00	500.00	.00	800.00	.00
06-18-3401	INTEREST INCOME	.00	.00	215.85	.00	800.00	2,000.00
06-18-3495	Stormwater Drainage Fees	.00	99,060.67	78,390.99	118,750.00	118,750.00	120,000.00
06-18-3500	Contributions	.00	40,642.43	.00	.00	.00	.00
Total STORM WATER REVENUES:		.00	139,703.10	79,106.84	118,750.00	120,350.00	122,000.00
<b>ADMINISTRATION</b>							
06-50-4000	FULL TIME SLARIES (ADMIN)	.00	229.02	5,736.11	10,211.00	10,211.00	10,379.00
06-50-4008	OFFICE OPERATIONS	.00	.00	199.84	.00	200.00	500.00
06-50-4022	UNEMPLOYMENT INSURANCE	.00	.00	.00	.00	15.00	.00
06-50-4024	PAYROLL TAXES	.00	17.52	443.58	781.00	781.00	794.00
06-50-4025	EMPLOYEE INSURANCE	.00	.00	1,089.54	1,690.00	1,690.00	2,113.00
06-50-4026	RETIREMENT CONTRIBUTION	.00	.00	162.52	306.00	306.00	312.00
06-50-4027	STORMWATER SHARE OF ALLOCATE	.00	.00	.00	.00	.00	6,117.00
Total ADMINISTRATION:		.00	246.54	7,631.59	12,988.00	13,203.00	20,215.00
<b>STORM WATER SYSTEM MAINTENANCE</b>							
06-65-4002	STRMWTR SYSTEM MAINT. SALARIES	.00	113.40	3,134.83	7,144.00	7,144.00	6,895.00
06-65-4006	Outside Professional Services	.00	5,854.52	7,643.39	60,000.00	60,000.00	60,000.00
Budget notes:							
~2020 Street Sweeping \$20K and Storm Sewer Jetting \$40K - this will be an annual expense							
06-65-4010	POSTAGE	.00	120.00	320.00	100.00	400.00	250.00
06-65-4014	DUES & SUBSCRIPTIONS	.00	160.00	120.00	.00	120.00	150.00
06-65-4015	SEMINARS/MEETINGS	.00	650.00	.00	1,000.00	1,000.00	1,000.00
06-65-4016	TRAVEL EXPENSES	.00	700.50	.00	200.00	200.00	300.00
06-65-4022	UNEMPLOYMENT INS	.00	.00	.00	.00	8.00	.00
06-65-4024	PAYROLL TAXES	.00	8.68	234.96	547.00	547.00	528.00
06-65-4025	EMPLOYEE INSURANCE	.00	.00	1,263.24	2,822.00	2,822.00	2,053.00
06-65-4026	RETIREMENT CONTRIBUTION	.00	.00	85.57	214.00	214.00	207.00
06-65-4309	Stormwater Drainage Expense	.00	.00	.00	30,000.00	30,000.00	.00
Budget notes:							
~2020 Install in most critical areas							
Total STORM WATER SYSTEM MAINTENANCE:		.00	7,607.10	12,801.99	102,027.00	102,455.00	71,383.00
<b>CAPITAL PURCHASES</b>							
06-66-4038	CAPITAL PURCHASES	.00	.00	3,500.00	3,500.00	3,500.00	25,541.00
Budget notes:							
~2020 Storm Water CIP Projects \$22,000							
1/4 GPS Unit \$1,875							
1/6 Telephone system at new PW building \$1,666							
Total CAPITAL PURCHASES:		.00	.00	3,500.00	3,500.00	3,500.00	25,541.00
STORM WATER FUND Revenue Total:		.00	139,703.10	79,106.84	118,750.00	120,350.00	122,000.00
STORM WATER FUND Expenditure Total:		.00	7,853.64	23,933.58	118,515.00	119,158.00	117,139.00
Net Total STORM WATER FUND:		.00	131,849.46	55,173.26	235.00	1,192.00	4,861.00

Account Number	Account Title	2017-17 2017 ACTUAL	2018-18 2018 ACTUAL	2019-19 2019 ACTUAL THROUGH 8/31/19	2019-19 2019 BUDGET	2019-19 2019 YEAR END PROJECTION	2020-20 2020 BUDGET
<b>CONSERVATION TRUST FUND</b>							
<b>CONSERVATION TRUST REVENUE</b>							
07-20-3203	COLORADO LOTTERY	19,076.59	19,471.05	13,387.61	20,000.00	20,000.00	20,000.00
07-20-3401	INTEREST INCOME	2,071.21	3,966.53	3,472.32	2,000.00	5,000.00	3,000.00
Total CONSERVATION TRUST REVENUE:		21,147.80	23,437.58	16,859.93	22,000.00	25,000.00	23,000.00
<b>Expenditures</b>							
07-70-4050	MISCELLANEOUS EXPENSE	.00	.00	30,570.00	30,570.00	30,570.00	.00
Total Expenditures:		.00	.00	30,570.00	30,570.00	30,570.00	.00
<b>ADMINISTRATION</b>							
07-82-4508	TRANSFER TO PARKS/RECR FUND	.00	.00	.00	.00	.00	49,500.00
Total ADMINISTRATION:		.00	.00	.00	.00	.00	49,500.00
CONSERVATION TRUST FUND Revenue Total:		21,147.80	23,437.58	16,859.93	22,000.00	25,000.00	23,000.00
CONSERVATION TRUST FUND Expenditure Total:		.00	.00	30,570.00	30,570.00	30,570.00	49,500.00
Net Total CONSERVATION TRUST FUND:		21,147.80	23,437.58	13,710.07-	8,570.00-	5,570.00-	26,500.00-

Account Number	Account Title	2017-17 2017 ACTUAL	2018-18 2018 ACTUAL	2019-19 2019 ACTUAL THROUGH 8/31/19	2019-19 2019 BUDGET	2019-19 2019 YEAR END PROJECTION	2020-20 2020 BUDGET
<b>PARKS &amp; RECREATION FUND</b>							
<b>HOME ADDITION FEES</b>							
08-10-3007	HOME ADDITIONS FEE - PARKS	24,176.92	28,506.93	4,681.25	49,375.00	6,000.00	33,241.00
Budget notes:							
~2020 New home construction - 4 homes @ 1500 sq feet x 1.27 = \$7,620 plus Summit 11 homes \$25,621							
Total HOME ADDITION FEES:		24,176.92	28,506.93	4,681.25	49,375.00	6,000.00	33,241.00
<b>TAXES/MISC INCOME/DONATIONS</b>							
08-21-3003	SALES TAX: MEADOW PARK - 1%	259,152.35	279,308.54	169,426.79	331,430.00	331,430.00	347,960.00
Budget notes:							
~2020 Economic forecast developed by the Co Legislative Council predicts a 5.2 to 5.4% increase in sales taxes for 2020. The budget for sales taxes shows a modest 5% increase from the 2019 budget to reflect this estimate. Economic indicators show a potential slowing of the economy which could impact sales taxes estimates in 2020.							
08-21-3005	USE TAX: MEADOW PARK - 1%	75,691.94	76,231.30	44,578.39	65,000.00	80,000.00	92,575.00
Budget notes:							
~2020 2019 Correct allocation of budgeted use tax would be \$71,666. Use taxes are collected on motor vehicles and building materials. The economy typically drives these origins of use tax so the same 5% used to estimate sales taxes, is used to estimate use taxes. 11 new homes Summit \$17,325							
08-21-3400	OTHER INCOME	600.00	5.00	.00	.00	.00	.00
08-21-3401	INTEREST INCOME	3,798.84	9,404.47	7,513.33	5,000.00	8,000.00	7,500.00
08-21-3402	PARK DONATIONS	800.00	.00	.00	750.00	750.00	.00
08-21-3509	TRANSFER IN FROM CONSRV TRUST	.00	.00	.00	15,000.00	.00	49,500.00
Budget notes:							
~2020 Conservation trust funds can cover \$49,500 of capital items							
Total TAXES/MISC INCOME/DONATIONS:		340,043.13	364,949.31	221,518.51	417,180.00	420,180.00	497,535.00
<b>PARK DIVISION REVENUE</b>							
08-22-3891	CAMPING REVENUES	204,866.99	244,704.11	158,103.83	188,185.00	208,000.00	210,000.00
Budget notes:							
~2020 Revenue estimates based on a \$5 increase in camping fees for RV sites							
08-22-3892	SHELTER HOUSE REVENUES	10,065.00	5,105.00	13,451.00	11,000.00	15,000.00	18,000.00
Budget notes:							
~2020 Adding Bohn Shelters/Facilities							
08-22-3893	PARKING FEES: MEADOW PARK	47,333.85	77,776.15	54,394.61	51,000.00	64,000.00	69,120.00
Budget notes:							
~2020 Fee increase to \$8 for 4 hours in the summer. Capacity estimated at 80% capacity summer weekends and weekdays at 60% capacity. Weekends = \$23,040 and Weekdays = \$46,080. Total \$69,120.							
08-22-3894	DOG PARK FEES	1,475.00	1,267.50	1,330.00	1,300.00	1,400.00	1,300.00
08-22-3895	SPECIAL EVNT/LG GROUP PERMITS	1,166.20	1,134.00	4,761.00	1,500.00	5,000.00	6,500.00
Budget notes:							
~2020 Increased special events with opening of Bohn Phase II - revisit special event permit fees							
08-22-3896	PARKING FEE: BOHN PARK	.00	607.40	4,950.80	22,000.00	6,000.00	15,000.00
Budget notes:							
~2020 Parking at Bohn Park will increase due to increased capacity in 2020.							
08-22-3897	CSO TICKET REVENUE - PARKS	90.00	.00	.00	6,000.00	.00	.00
Budget notes:							
~2020 2019 did not have any parking enforcement. Revenues are based on implementation of enforcement of parking violations.							
08-22-3898	WIFI REVENUE	.00	.00	320.68	.00	500.00	1,500.00
08-22-3899	SHOWER REVENUE	5,418.86	4,472.60	3,524.68	5,700.00	4,000.00	4,200.00
Total PARK DIVISION REVENUE:		270,415.90	335,066.76	240,836.60	286,685.00	303,900.00	325,620.00
<b>RECREATION DIVISION REVENUE</b>							
08-23-3800	RECR PROGRAM REVENUES	8,919.90	7,127.60	3,987.05	8,400.00	8,400.00	8,400.00
08-23-3801	MISC RECREATION EVENTS REV	.00	.00	64.00	.00	100.00	.00
08-23-3803	YOUTH BASEBALL REVENUES	.00	.00	.00	.00	.00	1,500.00

Account Number	Account Title	2017-17 2017 ACTUAL	2018-18 2018 ACTUAL	2019-19 2019 ACTUAL THROUGH 8/31/19	2019-19 2019 BUDGET	2019-19 2019 YEAR END PROJECTION	2020-20 2020 BUDGET
08-23-3804	ADULT SOFTBALL REVENUES	100.00	.00	.00	.00	.00	10,500.00
Budget notes:							
~2020 Summer and fall adult leagues							
08-23-3860	DUMP STATION REVENUE	20.00	60.00	40.05	.00	100.00	.00
Total RECREATION DIVISION REVENUE:		9,039.90	7,187.60	4,091.10	8,400.00	8,600.00	20,400.00
<b>SPECIAL EVENT REVENUE</b>							
08-25-3404	SPECIAL EVENTS REVENUES	.00	210.00	135.00	250.00	250.00	1,500.00
Budget notes:							
~2020 Special Events sponsorships (resume program)							
08-25-3406	LYONS 5K RIVER RUN REVENUE	6,711.00	3,639.00	.00	4,000.00	.00	3,000.00
08-25-3407	LYONS OUTDOOR GAMES REVENUE	59,520.85	71,206.51	71,780.39	75,000.00	75,000.00	75,000.00
08-25-3410	PARADE OF LIGHTS REVENUE	4,165.00	1,285.00	.00	6,000.00	5,000.00	4,000.00
08-25-3411	FESTIVALS	.00	.00	.00	41,815.00	28,000.00	34,400.00
Budget notes:							
~2020 Adjust festival revenue based on new lease and updated camping/parking fees.							
08-25-3820	LYONS GOOD OLD DAYS REVENUE	6,464.00	2,895.00	1,249.05	3,000.00	1,250.00	2,000.00
Total SPECIAL EVENT REVENUE:		76,860.85	79,235.51	73,164.44	130,065.00	109,500.00	119,900.00
<b>ALLOCATED EXPENSES</b>							
08-44-8008	PRF'S SHARE ALLOC EXP FROM GF	26,849.00	26,849.00	53,354.50	106,709.00	106,709.00	119,600.00
Total ALLOCATED EXPENSES:		26,849.00	26,849.00	53,354.50	106,709.00	106,709.00	119,600.00
<b>ADMINISTRATION</b>							
08-50-4000	FULLTIME SALARIES (ADMIN)	24,127.07	93,687.08	103,552.05	153,001.00	153,001.00	141,290.00
08-50-4006	OUTSIDE PROF SERVICE FEES	31,862.86	1,213.50	437.50	.00	600.00	.00
08-50-4008	OFFICE OPERATIONS	4,617.44	1,080.41	316.17	.00	500.00	.00
08-50-4010	POSTAGE	38.41	48.43	.00	.00	.00	.00
08-50-4011	EQUIPMENT & SMALL TOOLS	83.59	.00	.00	.00	.00	.00
08-50-4014	DUES & SUBSCR	575.00	332.00	415.00	200.00	420.00	425.00
08-50-4015	SEMINARS/MEETINGS	35.00	115.99	.00	2,250.00	2,250.00	2,250.00
08-50-4021	TELEPHONE SERVICE	3,430.78	2,548.20	1,394.90	3,450.00	2,000.00	2,450.00
08-50-4022	UNEMPL INS EXP	.00	.00	.00	.00	225.00	.00
08-50-4024	PAYROLL TAXES - ER	1,629.54	6,883.93	7,917.15	11,705.00	11,705.00	10,809.00
08-50-4025	EMPLOYEE INS - ER	4,605.35	21,187.03	26,439.14	35,246.00	35,246.00	30,484.00
08-50-4026	RETIREMENT CONTRIBUTION - ER	518.38	2,526.99	2,911.05	4,723.00	4,723.00	4,239.00
08-50-4032	ATTORNEYS FEES	26,200.95	4,013.05	2,397.50	7,500.00	6,000.00	.00
08-50-4036	ADVERTISING & PUBLISHING	4,428.35	5,395.02	6,523.60	4,700.00	8,000.00	5,200.00
08-50-4041	PC, SOFTWARE & PRINTERS	73.48	2,381.30	560.00	1,500.00	1,500.00	1,250.00
08-50-4050	MISCELLANEOUS EXPENSE	1,104.21	1,425.00	1.00	.00	1.00	.00
08-50-4055	PC TECHNICIAN FEES	2,086.05	226.67	.00	.00	.00	.00
Total ADMINISTRATION:		105,416.46	143,064.60	152,865.06	224,275.00	226,171.00	198,397.00
<b>SPECIAL EVENTS</b>							
08-55-4303	GOOD OLD DAYS EXP	6,270.28	5,695.90	2,884.68	6,000.00	2,900.00	3,000.00
08-55-4705	SPECIAL EVENTS EXPENSE	1,781.23	2,636.92	1,944.20	1,500.00	2,500.00	2,300.00
08-55-4706	PLANET BLUEGRASS	.00	.00	227.50	41,815.00	250.00	.00
08-55-4707	PARADE OF LIGHTS EXPENSES	4,712.40	7,906.13	.00	7,500.00	7,500.00	8,500.00
08-55-4709	LYONS 5K RIVER RUN	3,976.80	2,011.58	.00	3,000.00	.00	3,000.00
08-55-4710	LYONS OUTDOOR GAMES	69,669.96	90,545.12	75,052.25	75,000.00	75,055.00	75,000.00

		2017-17	2018-18	2019-19	2019-19	2019-19	2020-20
Account Number	Account Title	2017 ACTUAL	2018 ACTUAL	2019 ACTUAL THROUGH 8/31/19	2019 BUDGET	2019 YEAR END PROJECTION	2020 BUDGET
Total SPECIAL EVENTS:		86,410.67	108,795.65	80,108.63	134,815.00	88,205.00	91,800.00
CULTURE EXPENDITURES							
08-56-4700	CULTURAL - OTHER	.00	.00	.00	5,000.00	5,000.00	.00
Budget notes:							
~2020 Concerts and senior programming moved to General Fund							
Total CULTURE EXPENDITURES:		.00	.00	.00	5,000.00	5,000.00	.00
PARKS DEPT							
08-60-4000	FULLTIME SALARIES (ADMIN)	59,177.29	50,213.38	8,760.08	13,904.00	13,904.00	31,548.00
08-60-4001	PARTTIME SALARIES	46,756.00	55,556.44	36,897.48	57,474.50	57,475.00	89,287.00
08-60-4002	MAINTENANCE SALARIES	44,015.93	55,248.97	64,153.08	87,853.00	87,853.00	75,312.00
08-60-4006	OUTSIDE PROF SERVICE FEES	.00	3,001.35	18,698.32	12,185.16	20,000.00	35,000.00
Budget notes:							
~2020 BBA CoCal Organo Lawn/Weed Management, Aqua Sierra/ponds plus Trident \$18,000							
08-60-4011	EQUIP & SMALL TOOLS	1,607.23	2,350.10	93.94	2,750.00	2,750.00	2,250.00
08-60-4012	BLDG MAINT & GROUNDS	25,293.77	62,085.43	25,740.74	69,750.00	40,000.00	64,000.00
Budget notes:							
~2020 Custodial for Bohn Park							
08-60-4017	ELECTRIC SERVICES	6,754.16	5,086.95	5,873.01	6,500.00	6,500.00	6,500.00
08-60-4020	NATURAL GAS SERVICE	2,409.13	4,037.23	1,842.98	3,250.00	3,250.00	3,250.00
08-60-4021	PARK WATER	.00	635.55	237.34	20,000.00	500.00	5,000.00
Budget notes:							
~2020 Reduced to actual expected \$5,000							
08-60-4022	Unemployment Insurance Expense	.00	.00	.00	.00	300.00	.00
08-60-4024	PAYROLL TAXES - ER	11,015.25	11,912.27	8,536.65	12,181.34	12,181.00	15,006.00
08-60-4025	EMPLOYEE INS - ER	33,029.99	31,735.53	15,318.57	31,144.00	31,144.00	38,829.00
08-60-4026	RETIREMENT CONTRIBUTION - ER	1,239.75	1,732.19	697.97	3,119.00	3,119.00	3,812.00
08-60-4027	MAINTENANCE & SUPPLIES	5,657.25-	46,874.77	6,705.39	33,500.00	53,500.00	82,150.00
Budget notes:							
~2019 Maintenance contracts for parks \$20,000							
~2020 Maintenance contract for parks \$50,000							
08-60-4029	VEHICLE MAINT EXP	3,002.86	4,486.65	4,683.55	6,000.00	6,000.00	.00
08-60-4030	GASOLINE, OIL, ETC.	1,547.08	3,927.62	1,021.04	3,250.00	3,250.00	5,000.00
08-60-4033	KISOK TRANSACTION FEE BOHN	.00	.00	.00	1,200.00	.00	.00
08-60-4034	KIOSK TRANSACTION FEES	3,411.68	4,989.59	3,709.32	1,800.00	5,000.00	5,000.00
08-60-4035	UNIFORMS EXPENSE	1,373.63	2,478.47	2,476.88	2,250.00	2,500.00	.00
08-60-4038	CAPITAL IMPRMNT - CAPITALIZED	.00	.00	10.14	.00	15.00	.00
08-60-4041	PC, SOFTWARE & PRINTERS	.00	170.82	2,081.76	1,500.00	2,100.00	2,400.00
08-60-4050	MISCELLANEOUS EXPENSE	1,234.60	1,370.99	1,402.31	1,000.00	1,405.00	1,500.00
08-60-4311	SANITARY SRVS-TRASH,PORTAJ:PRF	11,863.73	16,559.29	10,577.12	15,000.00	15,000.00	16,500.00
Budget notes:							
~2020 Increased use of parks							
08-60-4317	RIVER COURSE MAINT	.00	.00	.00	1,000.00	1,000.00	2,000.00
08-60-4321	PARK SIGNAGE	953.63	1,894.07	1,864.55	2,000.00	2,000.00	1,500.00
08-60-4322	TREE MAINTENANCE	3,800.00	34,275.00	14,393.00	12,000.00	14,400.00	13,500.00
Total PARKS DEPT:		252,828.46	400,622.66	235,775.22	400,611.00	385,146.00	499,344.00
CAPITAL OUTLAY							
08-66-4038	CAPITAL PURCHASES	9,621.32	.00	57,133.14	70,748.00	70,750.00	78,166.00
Budget notes:							
~2019 Budgeted Expenses							
Bobcat \$19,500							
LMJ Gatehouse \$9,250							

Account Number	Account Title	2017-17 2017 ACTUAL	2018-18 2018 ACTUAL	2019-19 2019 ACTUAL THROUGH 8/31/19	2019-19 2019 BUDGET	2019-19 2019 YEAR END PROJECTION	2020-20 2020 BUDGET
	LMJ 2nd Host Site \$4,500						
	Trash Enclosure \$8,500						
	LMJ Flooring/Counter surfacing \$7,500						
	Parks Security Cameras \$18,000						
	Hickenlooper way sign \$3,500						
	~2020 Parks Funds						
	Telephone system for new pw building (1/6) \$1,666						
	Aerators for Ponds \$27,000						
	CTF Funds						
	Black Bear Hole Bridge Board Replacement \$7,500						
	Baseball/softball storage unit \$25,000						
	Golf cart utility \$8,500						
	Golf cart 4-6 seater \$8,500						
	Total CAPITAL OUTLAY:	9,621.32	.00	57,133.14	70,748.00	70,750.00	78,166.00
<b>PARKS RECREATION PROGRAMMING</b>							
08-76-4050	RECREATION PROGRAMING	9,309.11	16,663.58	4,498.01	12,500.00	12,500.00	12,500.00
	Total PARKS RECREATION PROGRAMMING:	9,309.11	16,663.58	4,498.01	12,500.00	12,500.00	12,500.00
	PARKS & RECREATION FUND Revenue Total:	720,536.70	814,946.11	544,291.90	891,705.00	848,180.00	996,696.00
	PARKS & RECREATION FUND Expenditure Total:	490,435.02	695,995.49	583,734.56	954,658.00	894,481.00	999,807.00
	Net Total PARKS & RECREATION FUND:	230,101.68	118,950.62	39,442.66-	62,953.00-	46,301.00-	3,111.00-

Account Number	Account Title	2017-17 2017 ACTUAL	2018-18 2018 ACTUAL	2019-19 2019 ACTUAL THROUGH 8/31/19	2019-19 2019 BUDGET	2019-19 2019 YEAR END PROJECTION	2020-20 2020 BUDGET
<b>GRANTS &amp; OTHER</b>							
<b>TRANSFERS IN</b>							
19-21-3500	TRANSFER IN FROM GENERAL FUND	.00	600,000.00	.00	.00	.00	.00
	Total TRANSFERS IN:	.00	600,000.00	.00	.00	.00	.00
<b>Source: 24</b>							
19-24-3410	Holiday Bazaar Revenue	5,570.00	4,855.00	3,715.00	.00	.00	.00
19-24-3440	CO Home & Garden May'14 \$15K	.00	.00	.00	.00	.00	.00
19-24-3441	CO Garden Foundation -Bohn Pk	.00	15,000.00	.00	.00	.00	.00
	Total Source: 24:	5,570.00	19,855.00	3,715.00	.00	.00	.00
<b>INSURANCE PROCEEDS &amp; OTHER</b>							
19-25-3875	CIRSA Insurance Proceeds	85,124.88	.00	178,199.46	.00	.00	.00
	Total INSURANCE PROCEEDS & OTHER:	85,124.88	.00	178,199.46	.00	.00	.00
<b>LYONS COMMUNITY FOUNDATION</b>							
19-27-3918	LCF-LAHC Comm. Creative \$1.5k	1,500.00	.00	.00	.00	.00	.00
19-27-3919	LCF-LAHC HeARTs of Lyons \$3.5k	3,500.00	.00	.00	.00	.00	.00
19-27-3920	LCF-PRC 2018 Good Ol Days \$500	500.00	.00	.00	.00	.00	.00
19-27-3921	LCF-PRC 2018 Parade Lights \$3k	3,000.00	.00	.00	.00	.00	.00
19-27-3922	LCF-PRC 2018 SummerConcert \$4k	4,000.00	.00	.00	.00	.00	.00
19-27-3923	LCF-Bohn Landscape \$2.2k	2,200.00	.00	.00	.00	.00	.00
19-27-3924	LFC-PRC 2019ParadeLights \$2.5K	.00	2,500.00	.00	.00	.00	.00
19-27-3925	LCF-PRC 2019SummerConcerts \$5K	.00	5,000.00	.00	.00	.00	.00
19-27-3926	LFC-LAHC 2019heARTSHonor \$3.5K	.00	3,500.00	.00	.00	.00	.00
19-27-3927	LFC-LAHC 2019ColorfulComm \$500	.00	500.00	.00	.00	.00	.00
19-27-3928	LCF-PRC Pesticides Tests	.00	1,680.00	.00	.00	.00	.00
	Total LYONS COMMUNITY FOUNDATION:	14,700.00	13,180.00	.00	.00	.00	.00
<b>FEDERAL FUNDING</b>							
19-28-3800	FEMA Flood Project Share	3,029,134.33	3,313,222.30	3,933,096.66	.00	.00	3,240,000.00
19-28-3805	BCC-McConnell Br. Coord. Match	.00	641,948.00	.00	.00	.00	.00
19-28-3835	NRCS/CWCB SSV4b-3 \$589k	569,385.74	.00	.00	.00	.00	.00
19-28-3845	CPW/USFW Fishing is Fun \$93.2k	53,671.22	.00	.00	.00	.00	.00
19-28-3850	EcoCycle Zero Wste Concert-EPA	4,700.00	.00	.00	.00	.00	.00
	Total FEDERAL FUNDING:	3,656,891.29	3,955,170.30	3,933,096.66	.00	.00	3,240,000.00
<b>STATE FUNDING</b>							
19-29-3413	DOLAMini Banners Mid-Main\$2.5k	2,500.00	.00	.00	.00	.00	.00
19-29-3414	DOLA Main St. 16-17 #8259	2,372.41	.00	.00	.00	.00	.00
19-29-3420	DHSEM Flood Recovery Mgr	21,938.37	34,976.48	4,753.61	.00	.00	.00
19-29-3875	State Flood Project Share	1,105,743.70	690,913.30	787,171.49	.00	.00	.00
19-29-3887	DOLA '17 - '18 Main St Scholar	.00	2,656.47	.00	.00	.00	.00
19-29-3889	DOLA STAFFING 2018 \$781K	.00	335,767.25	191,678.81	.00	.00	250,000.00
19-29-3890	DOLA Staffing Grant 10-24-14	488,080.33	.00	.00	.00	.00	.00
19-29-3891	DOLA Human Resource Position	51,171.39	31,866.03	18,310.45	.00	.00	.00
19-29-3892	CO Heritage Plan Grant #00195	43,617.51	.00	.00	.00	.00	.00
19-29-3893	RAQC Charge Ahead Colorado EV	7,825.00	.00	.00	.00	.00	.00



Account Number	Account Title	2017-17 2017 ACTUAL	2018-18 2018 ACTUAL	2019-19 2019 ACTUAL THROUGH 8/31/19	2019-19 2019 BUDGET	2019-19 2019 YEAR END PROJECTION	2020-20 2020 BUDGET
Total STATE FUNDING:		1,723,248.71	1,096,179.53	1,001,914.36	.00	.00	250,000.00
<b>OTHER GOVT REVENUES</b>							
19-30-3448	BOCO Econ Dev 2017 \$6k	4,017.04	.00	.00	.00	.00	.00
19-30-3449	BOCO Econ Dev 2016 match EVSE	2,106.50	.00	.00	.00	.00	.00
19-30-3452	BOCO LESAP Grant 2016	7,997.02	.00	.00	.00	.00	.00
19-30-3453	BOCO LESAP Grant 2017	8,920.69	6,079.31	.00	.00	.00	.00
19-30-3454	BOCO LESAP Grant 2018	.00	8,596.14	15,000.00	.00	.00	.00
19-30-3457	BOCO Econ Dev 2018 \$8k	.00	8,000.00	.00	.00	.00	.00
19-30-3458	BOCO ZERO WASTE GRANT 2018	.00	8,000.00	8,000.00	.00	.00	.00
19-30-3459	OEDIT Mktg Match 2018/2019	.00	4,899.40	.00	.00	.00	.00
Budget notes:							
~2019 State of Colorado - Economic Development 2019 Marketing Matching Grant \$10K							
Total OTHER GOVT REVENUES:		23,041.25	35,574.85	23,000.00	.00	.00	.00
<b>FISCAL AGENT REVENUES</b>							
19-31-3800	LAHC	3,611.40	515.44	711.54	.00	.00	.00
19-31-3801	LYBSA	2,925.00	4,075.00	4,269.78	.00	.00	.00
19-31-3808	LAHC Bell of Renewal Funds	.00	.00	.00	.00	.00	.00
Total FISCAL AGENT REVENUES:		6,536.40	3,559.56	4,981.32	.00	.00	.00
<b>CDPHE</b>							
19-32-3001	W/WW CIP \$27200	5,172.02	.00	.00	.00	.00	.00
19-32-3002	Fesibility San AppVal \$67350	10,321.25	.00	.00	.00	.00	.00
19-32-3003	Water Sewer Rate Study \$38950	1,965.00	.00	.00	.00	.00	.00
19-32-3004	Project Mgmt \$132302	66,931.31	724.45	2,616.62	.00	.00	.00
19-32-3005	WWTP Outfal Construct \$322554	7,075.63	12,618.24	215,513.98	.00	.00	.00
19-32-3006	Local FEMA 1158/LYONS 16 \$9348	8,973.61	.00	.00	.00	.00	.00
19-32-3007	Local FEMA 1129/Lyons 37 \$2792	938.48	.00	.00	.00	.00	.00
19-32-3009	Local FEMA 1184/Lyons 17 \$7609	.00	7,531.47	.00	.00	.00	.00
19-32-3010	Ck Structure & Encase 2nd \$56k	6,820.81	26,142.80	1,375.94	.00	.00	.00
19-32-3011	Transline/AppleV or Meadow \$1M	141,125.70	9,585.00	.00	.00	.00	.00
19-32-3012	Lyons 17 Water Line	181,391.74	8,145.78	428.73	.00	.00	.00
Total CDPHE:		430,715.55	64,747.74	219,935.27	.00	.00	.00
<b>REVENUE - REIMBURSEMENTS</b>							
19-39-3999	Reimbursables	.00	.00	24.70	.00	.00	.00
Total REVENUE - REIMBURSEMENTS:		.00	.00	24.70	.00	.00	.00
<b>Non-Reimbursables</b>							
19-41-4000	Not Eligible for Reimbursement	3,432.42	89,090.06	20,357.56	.00	.00	.00
Total Non-Reimbursables:		3,432.42	89,090.06	20,357.56	.00	.00	.00
<b>CDPHE</b>							
19-42-4000	Project Mgmt Wages \$132302	41,698.61	.00	.00	.00	.00	.00
19-42-4001	W/WW CIP \$27200	135.00	.00	.00	.00	.00	.00
19-42-4002	Fesibility SAN AppVal \$67350	315.00	.00	.00	.00	.00	.00
19-42-4003	Water Sewer Rate Study\$38950	4,847.50	.00	.00	.00	.00	.00
19-42-4004	Project Mgmt \$132302	1,121.79	2,063.43	879.12	.00	.00	.00
19-42-4005	WWTP Outfall Construct \$322554	11,253.32	65,097.19	210,137.73	.00	.00	.00

Account Number	Account Title	2017-17 2017 ACTUAL	2018-18 2018 ACTUAL	2019-19 2019 ACTUAL THROUGH 8/31/19	2019-19 2019 BUDGET	2019-19 2019 YEAR END PROJECTION	2020-20 2020 BUDGET
19-42-4010	Ck Structure & Encase 2nd \$56k	6,820.81	27,518.74	.00	.00	.00	.00
19-42-4011	Transline/AppleV or Meadow \$1M	34,802.34	3,815.00	.00	.00	.00	.00
19-42-4012	Bohn Park Waterline	181,391.74	8,574.51	.00	.00	.00	.00
19-42-4024	Payroll Taxes ER	3,017.62	.00	.00	.00	.00	.00
19-42-4025	Emplyee Ins EXP ER	7,025.82	.00	.00	.00	.00	.00
Total CDPHE:		292,429.55	107,068.87	211,016.85	.00	.00	.00
<b>DOLA STAFFING GRANT 10-24-14</b>							
19-45-4000	Salary and Wages	311,017.37	.00	.00	.00	.00	.00
19-45-4006	Outside Professional Services	4,770.00	.00	.00	.00	.00	.00
19-45-4024	Payroll Taxes ER	22,874.09	.00	.00	.00	.00	.00
19-45-4025	Employee Ins ER	79,156.96	.00	.00	.00	.00	.00
19-45-4026	Retirement Contribution ER	973.02	.00	.00	.00	.00	.00
19-45-4050	Misc Exp	.00	24.70	.00	.00	.00	.00
Total DOLA STAFFING GRANT 10-24-14:		409,251.44	24.70	.00	.00	.00	.00
<b>Department: 46</b>							
19-46-4000	DOLA STAFFING GRANT 2018 \$781K	.00	258,579.42	173,046.95	.00	.00	250,000.00
19-46-4022	Unemployment Insurance Expense	.00	.00	358.89	.00	.00	.00
19-46-4024	DOLA STAFFING GRANT 2018	.00	19,013.34	12,836.92	.00	.00	.00
19-46-4025	DOLA STAFFING GRANT 2018	.00	58,174.49	43,963.18	.00	.00	.00
Total Department: 46:		.00	335,767.25	230,205.94	.00	.00	250,000.00
<b>DOLA HUMAN RESOURCE POSITION</b>							
19-47-4000	DOLA Human Resources Wages	32,135.07	26,467.49	.00	.00	.00	.00
19-47-4006	Outside Prof Service Fees	.00	202.85	.00	.00	.00	.00
19-47-4008	Office Operations	.00	4,101.50	556.27	.00	.00	.00
19-47-4024	Payroll Taxes - ER	2,473.35	1,916.95	.00	.00	.00	.00
19-47-4025	Employee Insurance - ER	.00	8,096.82	.00	.00	.00	.00
Total DOLA HUMAN RESOURCE POSITION:		34,608.42	40,785.61	556.27	.00	.00	.00
<b>Department: 51</b>							
19-51-4010	Holiday Bazaar	904.25	1,738.16	313.32	.00	.00	.00
19-51-4041	CO Garden Foundation-Bohn Pk	.00	374.36	.00	.00	.00	.00
19-51-4050	EcDev Quasiquicent. & May Hist	.00	713.75	.00	.00	.00	.00
19-51-4881	Fishing Is Fun - Match	30,108.43	.00	.00	.00	.00	.00
Total Department: 51:		31,012.68	2,826.27	313.32	.00	.00	.00
<b>LAHC</b>							
19-58-4006	LAHC Expenditures	2,585.96	510.00	430.89	.00	.00	.00
19-58-4007	LAHC "Last Thursday" expenses	2,315.34	.00	.00	.00	.00	.00
19-58-4008	LAHC Bell of Renewal	.00	.00	.00	.00	.00	.00
Total LAHC:		4,901.30	510.00	430.89	.00	.00	.00
<b>LYBSA</b>							
19-59-4006	LYBSA Expenditures	2,911.24	4,430.89	6,077.48	.00	.00	.00
Total LYBSA:		2,911.24	4,430.89	6,077.48	.00	.00	.00

Account Number	Account Title	2017-17 2017 ACTUAL	2018-18 2018 ACTUAL	2019-19 2019 ACTUAL THROUGH 8/31/19	2019-19 2019 BUDGET	2019-19 2019 YEAR END PROJECTION	2020-20 2020 BUDGET
<b>STATE GRANTS</b>							
19-60-4005	DOLA #8488 '17 Main St Scholar	136.03	2,695.81	.00	.00	.00	.00
19-60-4007	DOLA Main St 16-17 #8259	2,149.38	.00	.00	.00	.00	.00
19-60-4008	DOLA Main St 17-18 #8460 \$2384	.00	30.00	2,179.00	.00	.00	.00
19-60-4009	DOLA '18-'19 Main St Scholarsh	.00	.00	1,919.58	.00	.00	.00
19-60-4717	DOLAMini Banners Mid-Main\$2.5k	2,500.00	.00	.00	.00	.00	.00
19-60-4820	FIF - use 19-64-4845	.00	.00	.00	.00	.00	.00
Total STATE GRANTS:		4,785.41	2,725.81	4,098.58	.00	.00	.00
<b>2013 FLOOD</b>							
19-61-4000	FULLTIME SALARIES (ADMIN)	745.21	77,312.47	7,334.52	.00	.00	.00
19-61-4001	PARTTIME SALARIES	83,014.98	34,784.99	170,709.57	.00	.00	.00
19-61-4003	Prior-year Flood Payroll	.00	.00	.00	.00	.00	.00
19-61-4006	OUTSIDE PROF SERVICE FEES	4,882,914.27	5,460,830.29	3,068,209.77	.00	.00	.00
19-61-4010	POSTAGE	.00	24.14	.00	.00	.00	.00
19-61-4011	EQUIPMENT & SMALL TOOLS	.00	11,109.27	31,753.18	.00	.00	.00
19-61-4012	BLDG MAINT & GROUNDS	217,466.30	11,001.20	5,202.23	.00	.00	.00
19-61-4022	UNEMPL INS EXP	.00	.00	66.54	.00	.00	.00
19-61-4024	PAYROLL TAXES - ER	5,863.89	9,115.38	1,591.58	.00	.00	.00
19-61-4025	EMPLOYEE INS - ER	11,096.28	20,753.00	4,273.43	.00	.00	.00
19-61-4027	STREET MAINTENANCE	893.70	.00	.00	.00	.00	3,240,000.00
19-61-4029	VEHICLE MAINT EXP	.00	.00	.00	.00	.00	.00
19-61-4030	GAS, OIL, ETC	.00	.00	.00	.00	.00	.00
19-61-4032	ATTORNEYS FEES	20,005.78	26,964.94	6,070.00	.00	.00	.00
19-61-4033	ENGINEERING FEES	119,474.00	29,213.64	900.00	.00	.00	.00
19-61-4038	EQUIPMENT & SMALL TOOLS	.00	9,787.22-	.00	.00	.00	.00
19-61-4050	MISCELLANEOUS EXPENSE	30.00	1,994.11-	.00	.00	.00	.00
19-61-4302	ROADBASE,PATCH & REPAIR EXP	.00	.00	.00	.00	.00	.00
19-61-4309	STORM AND SEWER DRAINAGE	2,602.50	.00	480.00	.00	.00	.00
19-61-4321	PARK SIGNAGE	1,114.12	21,875.00	.00	.00	.00	.00
19-61-5005	WIRE,XARMS,CONNECTORS,POLES	6,658.33-	.00	.00	.00	.00	.00
19-61-5100	LINE & VALVE REPAIRS	.00	.00	.00	.00	.00	.00
19-61-5102	PIPE & PIPE BEDDING	2,602.50-	.00	.00	.00	.00	.00
19-61-9999	FEMA Activity Change-Prior Yr	10,476.36	61,849.62-	170,709.57-	.00	.00	.00
Total 2013 FLOOD:		5,346,436.56	5,629,353.37	3,125,881.25	.00	.00	3,240,000.00
<b>OTHER GRANT EXPENDITURES</b>							
19-62-4001	BOCO LESAP Grant Wages	16,917.71	14,675.45	6,175.06	.00	.00	.00
19-62-4007	BOCO LESAP Grant	.00	.00	4,573.00	.00	.00	.00
19-62-4716	BOCO Econ Dev 2016 match EVSE	975.96	.00	.00	.00	.00	.00
19-62-4718	BOCO Econ Dev 2017 \$6k	4,017.04	.00	.00	.00	.00	.00
19-62-4719	BOCO ECON DEV 2018 \$8K	.00	8,000.00	.00	.00	.00	.00
19-62-4720	OEDIT - Mktg Match 2018/2019	.00	4,899.40	2,475.60	.00	.00	.00
Budget notes:							
~2019 State of Colorado - Econ Dev 2019 Marketing Matching Grant \$10K							
19-62-4758	BOCO ZERO WASTE GRANT 2018	.00	8,000.00	.00	.00	.00	.00
Total OTHER GRANT EXPENDITURES:		21,910.71	35,574.85	13,223.66	.00	.00	.00
<b>LCF / LOCAL GRANTS</b>							
19-63-4017	LCF Ecology Main Flower \$5K	4,467.25	.00	.00	.00	.00	.00
19-63-4037	LCF Lyons Ditch \$10k Dec 14	2,225.00	.00	.00	.00	.00	.00
19-63-4039	LCF Town Plaza FEB15 \$5K	1,178.12	.00	.00	.00	.00	.00
19-63-4040	LCF \$10K InventorySoftware4/15	2,249.07	.00	.00	.00	.00	.00

Account Number	Account Title	2017-17 2017 ACTUAL	2018-18 2018 ACTUAL	2019-19 2019 ACTUAL THROUGH 8/31/19	2019-19 2019 BUDGET	2019-19 2019 YEAR END PROJECTION	2020-20 2020 BUDGET
19-63-5006	LCF LAHC 2016 Community Arts	1,441.45	.00	.00	.00	.00	.00
19-63-5009	LCF PRC Bohn Pk Trails \$14.46k	14,460.00	.00	.00	.00	.00	.00
19-63-5012	LCF-LAHC Placards & Marketing	315.90	3,184.10	.00	.00	.00	.00
19-63-5013	LCF-PRC-2017 Outdoor Games	1,000.00	.00	.00	.00	.00	.00
19-63-5014	LCF-PRC 2017 Parade of Lights	3,700.00	.00	.00	.00	.00	.00
19-63-5015	LCF-PRC 2017 Rec Programming	2,000.00	.00	.00	.00	.00	.00
19-63-5016	LCF-PRC Sound Equipment	2,500.00	.00	.00	.00	.00	.00
19-63-5017	LCF-PRC 2017 Summer Concerts	4,800.00	.00	.00	.00	.00	.00
19-63-5018	LCF-LAHC Comm. Creative \$1.5k	.00	1,259.49	240.51	.00	.00	.00
19-63-5019	LCF-LAHC HeARTs of Lyons \$3.5k	.00	1,828.84	1,400.00	.00	.00	.00
19-63-5020	LCF-PRC 2018 Good Ol Days \$500	.00	500.00	.00	.00	.00	.00
19-63-5021	LCF-PRC 2018 Parade Lights \$3k	.00	3,000.00	.00	.00	.00	.00
19-63-5022	LCF-PRC 2018 SummerConcert \$4k	.00	4,000.00	.00	.00	.00	.00
19-63-5025	LCF-PRC 2019Summer Concert \$5K	.00	.00	4,900.00	.00	.00	.00
19-63-5027	LFC-LAHC 2019ColorfulComm \$500	.00	.00	577.36	.00	.00	.00
19-63-5028	LCF-PRC Pesticides Tests	.00	.00	635.00	.00	.00	.00
Total LCF / LOCAL GRANTS:		40,336.79	13,772.43	7,752.87	.00	.00	.00
<b>FEDERAL GRANTS</b>							
19-64-4007	NRCS/CWCB SSV4b-3 \$589k	569,385.73	.00	.00	.00	.00	.00
19-64-4845	CPW/USFW Fishing is Fun \$92.3k	94,091.68	490.00	16,993.00	.00	.00	.00
19-64-4850	EcoCycle Zero Wste Concert-EPA	4,700.00	.00	.00	.00	.00	.00
Total FEDERAL GRANTS:		668,177.41	490.00	16,993.00	.00	.00	.00
<b>Department: 65</b>							
19-65-4001	DHSEM Wages Flood Recovery Mgr	30,393.22	18,903.77	.00	.00	.00	.00
19-65-4024	DHSEM Payroll Taxes - ER	2,794.17	2,376.12	.00	.00	.00	.00
19-65-4025	DHSEM Flood Recover Mgr- Ins.	6,379.40	7,655.28	.00	.00	.00	.00
Total Department: 65:		39,566.79	28,935.17	.00	.00	.00	.00
GRANTS & OTHER Revenue Total:		5,945,828.08	5,788,266.98	5,364,866.77	.00	.00	3,490,000.00
GRANTS & OTHER Expenditure Total:		6,899,760.72	6,291,355.28	3,636,907.67	.00	.00	3,490,000.00
Net Total GRANTS & OTHER:		953,932.64-	503,088.30-	1,727,959.10	.00	.00	.00

Account Number	Account Title	2017-17 2017 ACTUAL	2018-18 2018 ACTUAL	2019-19 2019 ACTUAL THROUGH 8/31/19	2019-19 2019 BUDGET	2019-19 2019 YEAR END PROJECTION	2020-20 2020 BUDGET
<b>Grants</b>							
<b>Federal Grants-w match in "21"</b>							
21-20-3050	EDA Eastern Corridor Grant	.00	103,028.33	3,808.44	.00	.00	.00
	Total Federal Grants-w match in "21":	.00	103,028.33	3,808.44	.00	.00	.00
<b>CDBG-DR Rd1 Grant Reimburse</b>							
21-25-3100	CDBG Rd 1 Housing Acquisitions	.00	.00	.00	.00	.00	.00
21-25-3101	BBC CDBG RD1 ACQUISITIONS	2,343.00	.00	.00	.00	.00	.00
	Total CDBG-DR Rd1 Grant Reimburse:	2,343.00	.00	.00	.00	.00	.00
<b>CDBG-DR Rd2 Reimbursements</b>							
21-26-3100	CDBG Match HMGP ACQ	.00	3,290.63-	.00	.00	.00	.00
21-26-3102	CDBG Rd2 East Corr EDA Match	.00	245,987.18	89,682.52	.00	.00	.00
21-26-3200	CDBG R2 FI Plan./GIS/CodeMatch	209,709.63	.00	.00	.00	.00	.00
21-26-3300	Rd2 St Water Plan & El Rate St	285,957.06	.00	.00	.00	.00	.00
21-26-3350	DR R2RB P&R- HIRA/Plan AcqProp	171,557.15	5,173.45	.00	.00	.00	.00
21-26-3416	Gifts/Donations to HMGP	.00	29,375.00	.00	.00	.00	.00
21-26-3506	DR R2 BCC-Buyouts (incl. URA)	1,140,105.57	311,941.39	30,830.11	.00	.00	.00
21-26-3507	DR R2 BCC HMGP related URA	27,100.00	31,976.28	25,420.04-	.00	.00	.00
21-26-3511	DR R2 BCC - Debris Removal	253.49	.00	.00	.00	.00	.00
21-26-3513	DR R2 BCC - McConnell Bridge	.00	17,380.77	14,165.35	.00	.00	.00
21-26-3514	DR R2 BCC - Northern Overflow	.00	139,788.27	.00	.00	.00	.00
21-26-3515	DR R2 BCC - Replace Pavement	.00	.00	.00	.00	.00	813,188.00
21-26-3517	DR R2 BCC Public Works Bldg	.00	29,379.39	616,373.33	.00	.00	.00
21-26-3518	ST VRAIN CREEK RECOVERY SITE 3	.00	.00	.00	.00	.00	540,000.00
21-26-3519	ADVANCED WARNING SYSTEM EXPA	.00	.00	.00	.00	.00	100,000.00
21-26-3607	DR R2 WATERSHED SSV4b-3 \$107k	63,390.99	39,315.17	.00	.00	.00	.00
	Total CDBG-DR Rd2 Reimbursements:	1,898,073.89	847,026.27	725,631.27	.00	.00	1,453,188.00
<b>State Funds</b>							
21-27-3100	State DEF Match - HMGP ACQ	.00	109,666.24	.00	.00	.00	.00
21-27-3150	State DEF - Unmet Needs \$344k	.00	.00	.00	.00	.00	853,489.00
	Total State Funds:	.00	109,666.24	.00	.00	.00	853,489.00
<b>HMGP Reimbursements</b>							
21-28-3100	HMGP Property Acquisition	206,229.63	74,479.60	48,906.45	.00	.00	.00
	Total HMGP Reimbursements:	206,229.63	74,479.60	48,906.45	.00	.00	.00
<b>CDBG/ DEF Restriction</b>							
21-30-3010	DEF Stream Restoration	40,297.42	.00	.00	.00	.00	.00
21-30-3500	CDBG/DEF Trnsfr frm Other fund	.00	249,548.71	.00	.00	.00	.00
	Total CDBG/ DEF Restriction:	40,297.42	249,548.71	.00	.00	.00	.00
<b>CDBG-DR R1 - Buyout</b>							
21-41-4006	Outside Professional Service	.00	.00	.00	.00	.00	.00
21-41-4032	Attorney Fees	.00	.00	.00	.00	.00	.00
	Total CDBG-DR R1 - Buyout:	.00	.00	.00	.00	.00	.00

Account Number	Account Title	2017-17 2017 ACTUAL	2018-18 2018 ACTUAL	2019-19 2019 ACTUAL THROUGH 8/31/19	2019-19 2019 BUDGET	2019-19 2019 YEAR END PROJECTION	2020-20 2020 BUDGET
<b>CDBG-Dr R2 Infra/Collaborative</b>							
21-50-4006	DR R2 BCC-Buyouts (incl. URA)	1,175,593.68	299,093.87	30,832.05	.00	.00	.00
21-50-4007	DR R2 BCC HMGP related URA	.00	6,260.38	22,725.04-	.00	.00	.00
21-50-4011	DR R2 BCC - Debris Removal	253.49	1,400.00	1,400.00-	.00	.00	.00
21-50-4012	DR R2BCC-Trail Extension \$350k	38,185.10	57,984.36	7,311.72	.00	.00	.00
21-50-4013	DR R2 BCC - McConnell Bridge	371.19	18,246.17	3,153.56	.00	.00	.00
21-50-4014	DR R2 BCC Northern Overflow	129,968.37	9,966.50	101.10	.00	.00	.00
21-50-4015	DR R2 BCC Replace Pavement	.00	.00	5,490.00	.00	.00	813,188.00
21-50-4016	CDBG BCC Elevations (Match)	3,092.60	15,600.10	16,198.18	.00	.00	.00
21-50-4017	DR R2 BCC Public Works Bldg	96.86	35,820.81	1,141,072.40	.00	.00	.00
21-50-4018	ST VRAIN CREEK RECOVERY SITE 3	.00	.00	.00	.00	.00	540,000.00
21-50-4019	ADVANCED WARNING SYSTEM EXPA	.00	.00	.00	.00	.00	100,000.00
Total CDBG-Dr R2 Infra/Collaborative:		1,347,561.29	444,372.19	1,180,033.97	.00	.00	1,453,188.00
<b>CDBG-DR Rd2 Watershed</b>							
21-51-4007	DR R2 SSV4b3 match NRCS \$107k	102,706.18	.00	.00	.00	.00	.00
Total CDBG-DR Rd2 Watershed:		102,706.18	.00	.00	.00	.00	.00
<b>CDBG-DR R2 Plan &amp; Resiliency</b>							
21-54-4000	CDBG 2 Wages- Flood Planner	21,969.30	.00	.00	.00	.00	.00
21-54-4024	CDBG R2 PR Tax ER FloodPlanner	1,674.44	.00	.00	.00	.00	.00
21-54-4060	CDBG 2 GIS	22,901.84	.00	.00	.00	.00	.00
21-54-4080	R2 Storm Wtr Plan & Elec Rate	.00	.00	.00	.00	.00	.00
21-54-4090	DR R2RB P&R- HIRA/Plan AcqProp	128,698.60	.00	.00	.00	.00	.00
Total CDBG-DR R2 Plan & Resiliency:		175,244.18	.00	.00	.00	.00	.00
<b>CDBG / DEF Restriction</b>							
21-56-4010	DEF Stream Restoration	.00	.00	.00	.00	.00	.00
21-56-4050	DEF - Unmet Needs	17,887.19	433.26	92.15	.00	.00	853,489.00
Total CDBG / DEF Restriction:		17,887.19	433.26	92.15	.00	.00	853,489.00
<b>HMGP Property Acquisition</b>							
21-60-4006	HMGP Property Acquisition	211,155.52	50,170.36	2,143.75	.00	.00	.00
Total HMGP Property Acquisition:		211,155.52	50,170.36	2,143.75	.00	.00	.00
<b>HMGP Code Enforcement</b>							
21-61-4000	Code Enforcement Wages	.00	.00	.00	.00	.00	.00
21-61-4006	HMGP Code Enforcement	9,717.60-	.00	.00	.00	.00	.00
21-61-4024	Code Enforcement Taxes ER	.00	.00	.00	.00	.00	.00
Total HMGP Code Enforcement:		9,717.60-	.00	.00	.00	.00	.00
<b>HMGP Elevations</b>							
21-62-4006	HMGP Elevations	35,499.47	7,475.05	2,143.75-	.00	.00	.00
Total HMGP Elevations:		35,499.47	7,475.05	2,143.75-	.00	.00	.00
<b>Federal Grants - Other</b>							
21-70-4001	EDA Eastern Corridor Grant	124,087.62	27,935.71	54,512.31	.00	.00	.00
21-70-4002	EDA E. Corr match - CDBG funds	180,775.68	112,592.17	112,095.87	.00	.00	.00

Account Number	Account Title	2017-17 2017 ACTUAL	2018-18 2018 ACTUAL	2019-19 2019 ACTUAL THROUGH 8/31/19	2019-19 2019 BUDGET	2019-19 2019 YEAR END PROJECTION	2020-20 2020 BUDGET
Total Federal Grants - Other:		304,863.30	140,527.88	166,608.18	.00	.00	.00
<b>Not Eligible for Reimbursement</b>							
21-91-4000	Not Eligible for Reimbursement	34,564.22	2,435.10-	.00	.00	.00	.00
Total Not Eligible for Reimbursement:		34,564.22	2,435.10-	.00	.00	.00	.00
Grants Revenue Total:		2,146,943.94	1,383,749.15	778,346.16	.00	.00	2,306,677.00
Grants Expenditure Total:		2,219,763.75	640,543.64	1,346,734.30	.00	.00	2,306,677.00
Net Total Grants:		72,819.81-	743,205.51	568,388.14-	.00	.00	.00

Account Number	Account Title	2017-17 2017 ACTUAL	2018-18 2018 ACTUAL	2019-19 2019 ACTUAL THROUGH 8/31/19	2019-19 2019 BUDGET	2019-19 2019 YEAR END PROJECTION	2020-20 2020 BUDGET
<b>Outside Funding Sources</b>							
<b>Source: 14</b>							
22-14-3400	Loan Principal Payments Recv'd	10,936.23	11,018.23	15,310.17	.00	.00	.00
22-14-3401	BRF Loan Repay - Interest	950.94	1,017.26	619.19	.00	.00	.00
22-14-3402	USDA Loan Repay-Interest	858.35	573.55	815.49	.00	.00	.00
22-14-3403	USDA Loan Repay-Late Fees	79.73	34.17	102.51	.00	.00	.00
Total Source: 14:		12,825.25	12,643.21	16,847.36	.00	.00	.00
<b>Outside Funding Sources</b>							
22-28-3005	Grant Proceeds USDA	.00	.00	30,000.00	.00	.00	.00
Total Outside Funding Sources:		.00	.00	30,000.00	.00	.00	.00
<b>Department: 50</b>							
22-50-4050	Bank Fees USDA	20.00	.00	30.00	.00	.00	.00
22-50-4998	Revolving Loans to Business	.00	.00	31,500.00	.00	.00	.00
Total Department: 50:		20.00	.00	31,530.00	.00	.00	.00
<b>Department: 52</b>							
22-52-4008	Office Operations Expense	.00	.00	.00	.00	.00	.00
Total Department: 52:		.00	.00	.00	.00	.00	.00
Outside Funding Sources Revenue Total:		12,825.25	12,643.21	46,847.36	.00	.00	.00
Outside Funding Sources Expenditure Total:		20.00	.00	31,530.00	.00	.00	.00
Net Total Outside Funding Sources:		12,805.25	12,643.21	15,317.36	.00	.00	.00
Total Asset:		.00	.00	.00	.00	.00	.00
Total Liability:		.00	.00	.00	.00	.00	.00
Total Equity:		.00	.00	.00	.00	.00	.00
Total Revenue:		14,282,385.25	14,243,692.54	11,245,803.71	7,532,696.00	8,297,864.00	13,644,609.00
Total Expenditure:		14,054,344.67	13,284,388.02	10,101,968.91	8,207,424.00	8,559,602.50	13,716,771.00
Net Grand Totals:		228,040.58	959,304.52	1,143,834.80	674,728.00-	261,738.50-	72,162.00-



2020 ANNUAL BUDGET

APPENDIX A

RESOLUTIONS AND ORDINANCES

Budget Resolution

Appropriation Resolution

Mill Levy Ordinance

**TOWN OF LYONS, COLORADO  
RESOLUTION 2019-120**

**A RESOLUTION OF THE TOWN OF LYONS, COLORADO SUMMARIZING  
REVENUES AND EXPENDITURES FOR EACH FUND AND ADOPTING A BUDGET  
FOR THE TOWN OF LYONS, COLORADO, FOR THE CALENDAR YEAR 2020**

**WHEREAS**, the Board of Trustees of the Town of Lyons has appointed the Town Administrator to prepare and submit a proposed budget to said governing body at the proper time, and

**WHEREAS**, the Town Administrator, has submitted a proposed budget to this governing body on September 26, 2019 for consideration, and

**WHEREAS**, upon due and proper notice, published or posted in accordance with the law, said proposed budget was open for inspection by the public at a designated place, a public hearing will be held on November 4, 2019, and interested taxpayers were given the opportunity to file or register any objections to said proposed budget, and

**WHEREAS**, whatever increases may have been added in the expenditures, like increases were added to the revenues or planned to be expended from reserves/fund balances so that the budget remains in balance, as required by law.

**NOW, THEREFORE, BE IT RESOLVED BY THE BOARD OF TRUSTEES OF THE TOWN OF LYONS, COLORADO:**

**Section 1.** The above recitals are hereby incorporated by reference.

**Section 2.** That estimated *expenditures* for each fund are as follows:

General Fund	\$ 2,635,919
Electric Fund	2,001,286
Water/Sanitation Fund	2,126,443
Storm Water	119,639
Conservation Trust Fund	49,500
Parks and Recreation Fund	1,002,307
Grant Fund	<u>5,796,677</u>
Total for All Expenditures	<u>\$ 13,731,771</u>

**Section 3.** That estimated *revenues* for each fund are as follows:

General Fund	
Revenue	\$ 2,675,621
Use/(Surplus) Fund Balance	<u>(39,702)</u>
Revenues	\$ 2,635,919
Electric Fund	
Revenue	\$ 1,724,850
Use/(Surplus) Fund Balance	<u>276,436</u>
Revenues	\$ 2,001,286
Water/Sanitation Fund	
Revenue	\$ 2,303,765
Use/(Surplus) to Fund Balance	<u>(177,322)</u>
Revenues	\$ 2,126,443
Storm Water	
Revenue	\$ 122,000
Use/(Surplus) to Fund Balance	<u>(2,361)</u>
Revenues	\$ 119,639
Conservation Trust Fund	
Revenue	\$ 23,000
Use/(Surplus) to Fund Balance	<u>26,500</u>
Revenues	\$ 49,500
Parks and Recreation Fund	
Revenue	\$ 1,000,796
Use/(Surplus) to Fund Balance	<u>1,511</u>
Parks and Recreation Fund Revenues	\$ 1,002,307
Grant Fund	
Revenue	\$ 5,796,677
Use/(Surplus) to Fund Balance	<u>0</u>
Grant Fund Revenues	\$ 5,796,677
Total for All Revenues	\$ <u>13,731,771</u>

**Section 4.** That the budget as submitted, amended, and summarized by fund, hereby is approved and adopted as the budget of the Town of Lyons for the year stated above.


**Section 5.** That the budget hereby approved and adopted shall be signed by the Mayor and Town Clerk and made a part of the public records of the Town.


**ADOPTED, this 4th day of November 2019.**

TOWN OF LYONS, COLORADO

By:   
Connie Sullivan, Mayor

ATTEST:

  
Deb Anthony, MMC, Town Clerk



**TOWN OF LYONS, COLORADO  
RESOLUTION 2019-121**

**A RESOLUTION OF THE TOWN OF LYONS, COLORADO APPROPRIATING SUMS  
OF MONEY TO THE VARIOUS FUNDS IN THE AMOUNT AND FOR THE PURPOSE  
AS SET FORTH BELOW, FOR THE TOWN OF LYONS, COLORADO FOR THE 2020  
BUDGET YEAR**

**WHEREAS**, the Board of Trustees of the Town of Lyons has adopted the annual budget in accordance with the Local Government Budget Law on November 4th, 2019; and

**WHEREAS**, the Board of Trustees of the Town of Lyons has made provision therein for resources in an amount equal to or greater than the total expenditures as set forth in said budget; and

**WHEREAS**, it is not only required by law but also necessary to appropriate the revenues and reserves or fund balances provided in the budget to and for the purposes described below, thereby establishing a limitation on expenditures for the operations of the Town.

**NOW, THEREFORE, BE IT RESOLVED BY THE BOARD OF TRUSTEES OF THE  
TOWN OF LYONS, COLORADO:**

**Section 1:** The foregoing recitals are incorporated herein by reference.

**Section 2:** That the following sums are hereby appropriated from the revenue of each fund, to each fund, for the purposes stated:

General Fund:	
Operating	\$ 2,579,581
Capital	46,327
Transfers Out	<u>10,011</u>
Total General Fund Expenditures	\$ 2,635,919

Electric Fund:	
Operating	\$ 1,600,449
Capital	186,042
Debt Service	161,501
Transfers Out	<u>53,294</u>
Total Electric Fund Expenditures	\$ 2,001,286


Water/Sanitation Fund:	
Operating	\$ 1,343,432
Capital	67,084
Debt Service	609,443
Transfers Out	106,484
Total Water/Sanitation Fund Expenditures	\$ 2,126,443
Storm Water Fund:	
Operating	\$ 85,481
Capital	28,041
Transfers Out	6,117
Total Storm Water Fund Expenditures	\$ 119,639
Conservation Trust Fund:	
Capital	\$ 49,500
Total Conservation Trust Fund Expenditures	\$ 49,500
Parks and Recreation Fund:	
Operating	\$ 802,041
Capital	80,666
Transfers Out	119,600
Total Parks & Recreation Fund Expenditures	\$ 1,002,307
Grants Fund:	
Operating	\$ 250,000
Capital	5,546,677
Total Grants Fund Expenditures	\$ 5,796,677

**Section 3.** This resolution shall take effect immediately upon its approval by the Board of Trustees.

**ADOPTED this 4th day of November 2019.**

TOWN OF LYONS, COLORADO

By: Connie Sullivan  
Connie Sullivan, Mayor



TOWN OF LYONS,  
COLORADO

ORDINANCE 1070

AN ORDINANCE OF THE TOWN OF LYONS, COLORADO LEVYING GENERAL PROPERTY TAXES  
FOR THE 2020 BUDGET YEAR

**WHEREAS**, the Board of Trustees of the Town of Lyons, has adopted the annual budget in accordance with the Local Government Budget Law, on November 4th, 2019 and;

**WHEREAS**, the amount of money necessary to balance the budget for general operating purposes is \$2,635,919 and;

**WHEREAS**, the amount of money necessary to balance the budget for bonds and interest is \$0.00, and;

**WHEREAS**, the 2019 net valuation for assessment for the Town of Lyons as certified by the County Assessor is \$42,648,409.

**NOW, THEREFORE, BE IT ORDAINED BY THE BOARD OF TRUSTEES OF THE TOWN OF LYONS, COLORADO, as follows:**

Section 1. Recitals Incorporated. The above recitals are hereby incorporated by reference.

Section 2. Levy General Operating Expenses. That for the purpose of meeting all general operating expenses of the Town of Lyons, Colorado during the 2020 budget year, there is hereby levied a tax of 19.522 mills upon each dollar of the total net valuation for assessment of all taxable property within the Town. A temporary credit of 2.631 mills shall be issued upon each dollar of the total net valuation for assessment of all taxable property within the Town. Total mill levy after application of the temporary credit will be 16.891 mills.

Section 3. Levy General Obligation Debt. That for the purpose of meeting all bonds and interest of the Town of Lyons during the 2020 budget year, there is hereby levied a tax of 0.00 mills upon each dollar of the total valuation for assessment of taxable property within the Town.

Section 4. Certification. That the Town Treasurer is hereby authorized and directed to immediately certify to the County Commissioners of Boulder County, Colorado, the mill levies for the Town of Lyons, Colorado as herein above determined and set.

INTRODUCED AND PASSED ON FIRST READING THIS 4TH DAY OF NOVEMBER 2019.

INTRODUCED, PASSED, ADOPTED AND ORDERED PUBLISHED THIS 18<sup>TH</sup> DAY OF NOVEMBER 2019.

TOWN OF LYONS, COLORADO

By: Barney Dreistadt  
Mayor Pro Tem Barney Dreistadt

